

American Masters Games 2016-Road Race 700

August 28, 2016

Wave A (Men)

62.80 km, 6 laps of 10.47 km, winner: 1:38:34 - 38.22 km/h

Pos	Bib	Name	Team	Nat.	StateProv	City	Category	Age	Gender	License	UCI Code	Time	Gap	km/h	Lap 1	Lap 2	Lap 3	Lap 4	Lap 5	Lap 6
1	63	WAKELIN, Tony	IRC p/b Robert Cameron Law	CANADA	British Columbia	Victoria	55-59	55	Men	BC003259	HCN19610622	1:38:34	0'00"	38.22	17:26	15:20	15:43	15:44	16:39	17:44
2	67	TAYLOR, Paul	Island Racing Club p/b Robert Cameron Law	CANADA	British Columbia	Victoria	55-59	55	Men	BC090464	HCN19610410	"	"	"	17:22	15:23	15:41	15:38	16:46	17:45
3	86	MARSH, Brian		CANADA	BC	Castlegar	55-59	59	Men	BC090165	HCN19570225	"	"	"	17:25	15:19	15:44	15:44	16:39	17:44
4	72	BEIRNE, David				Tucson	55-59	56	Men	TEMP		1:38:36	0'02"	38.21	17:26	15:20	15:43	15:45	16:38	17:44
5	62	ORR, Sheldon		CANADA	BC	Surrey	55-59	55	Men	BC003705	HCN19610519	"	"	"	17:26	15:20	15:41	15:46	16:39	17:45
6	124	WARNOCK, John		CANADA	British Columbia	Vancouver	65-69	67	Men	BC092039	HCN19491108	1:38:38	0'04"	38.20	17:26	15:20	15:43	15:44	16:38	17:46
7	75	PHILLIPS, Ken	Glotman Simpson Cycling	CANADA	British Columbia	West Vancouver	55-59	56	Men	BC092315	HCN19600114	1:42:10	3'36"	36.87	17:25	15:40	17:20	17:16	17:30	17:00
8	81	DUNNISON, David	Musette Racing	CANADA	British Columbia	Surrey	55-59	58	Men	BC091395	HCN19581008	1:42:38	4'04"	36.71	17:27	15:40	17:18	17:16	17:29	17:28
9	73	HAWBOLDT, Robert				Saskatoon	55-59	56	Men	TEMP		1:43:27	4'53"	36.42	17:39	16:39	17:11	17:16	17:39	17:04
10	94	LANG, Robert	No team	CANADA	British Columbia	Delta	60-64	60	Men	BC000787	HCN19560614	"	"	"	17:41	16:37	17:11	17:16	17:40	17:05
11	114	HOLLANDS, Terry				Winnipeg	60-64	64	Men	TEMP		"	"	"	17:40	16:37	17:12	17:15	17:38	17:07
12	100	HAGEN, Mike		Canada	British Columbia	Burnaby	60-64	60	Men	BC008442	HCN19560428	"	"	"	17:42	16:36	17:11	17:15	17:40	17:07
13	69	DAVEY, Gregory				North Vancouver	55-59	56	Men	TEMP		1:44:03	5'29"	36.21	17:35	16:41	17:13	17:15	17:38	17:41
14	76	GEORGE, Andy				Surrey	55-59	57	Men	BC008820		1:44:19	5'45"	36.12	17:39	16:39	17:11	17:16	17:40	17:55
15	64	HEILBRON, Brett				Vancouver	55-59	55	Men	TEMP		1:45:15	6'41"	35.80	17:39	16:51	17:40	17:30	18:07	17:26
16	107	VAN GAANS, Gerry		Canada		Coquitlam	60-64	61	Men	TEMP	HCN19550119	"	"	"	18:05	16:47	17:19	17:32	18:07	17:26
17	112	ADAMS, Michael		CANADA	BC	Nelson	60-64	63	Men	BC002489	HCN19530401	"	"	"	18:04	16:46	17:20	17:31	18:08	17:28
18	119	FEENSTRA, Ted	Glotman Simpson Cycling		British Columbia	Vancouver	65-69	66	Men	BC007172		"	"	"	18:01	16:50	17:20	17:31	18:07	17:28
19	83	ALLINA, Michael				New Westminster	55-59	58	Men	TEMP		"	"	"	17:39	17:13	17:19	17:31	18:08	17:27
20	99	GARLEPP, Zman				Van.	60-64	60	Men	TEMP		"	"	"	18:03	16:46	17:20	17:32	18:08	17:28
21	123	BURKE, Clive				Edmonton	65-69	67	Men	TEMP		"	"	"	18:03	16:49	17:19	17:31	18:07	17:28
22	88	BRENNAN, Barry	Mighty Cycling	CANADA	British Columbia	Vancouver	55-59	59	Men	BC006314	HCN19570123	1:45:18	6'44"	35.78	18:03	16:47	17:21	17:30	18:08	17:31
23	97	SIMPSON, Bob				Quesnel	60-64	60	Men	TEMP		1:45:20	6'46"	35.77	18:01	16:50	17:20	17:30	18:08	17:31
24	79	ALFANO, Giovanni				New Westminster	55-59	57	Men	BC097278		1:45:31	6'57"	35.71	18:03	16:48	17:18	17:32	18:07	17:42
25	104	ALLEN, Michael				Vancouver	60-64	61	Men	TEMP		1:46:06	7'32"	35.51	18:02	16:51	17:18	17:32	18:06	18:16
26	120	BIRON, Claude				Vancouver	65-69	66	Men	TEMP		1:49:04	10'30"	34.54	18:04	16:48	17:20	17:30	18:30	20:51
27	74	NICHINI, Carlo		canada		Vancouver	55-59	56	Men	TEMP	HCN19600728	1:51:45	13'11"	33.72	18:03	17:11	18:55	18:56	19:03	19:36
28	65	MCCOMB, Garry				Vancouver	55-59	55	Men	TEMP		1:54:59	16'25"	32.77	18:18	19:01	19:43	19:18	19:53	18:46
29	142	SIMPSON, Rick		CANADA			65-69	67	Men	TEMP	HCN19490901	"	"	"	18:26	18:54	19:43	19:18	19:53	18:46
30	108	GONZALEZ, Alexander				Calle Japon	60-64	61	Men	TEMP		1:55:16	16'42"	32.68	19:07	18:55	19:14	19:03	19:54	19:02
31	68	LANGE, Torsten				Frankfurt	55-59	55	Men	TEMP		"	"	"	18:25	18:54	19:43	19:17	19:54	19:06
32	116	ROBINSON, Duncan				Langely	65-69	65	Men	TEMP		1:55:19	16'45"	32.67	18:41	18:37	19:45	19:18	19:52	19:07
33	126	MITCHELL, Paul				Vancouver	65-69	68	Men	TEMP		"	"	"	18:34	18:45	19:42	19:17	19:53	19:07
34	133	D'ARCY, Thomas	Escape Velocity pb Fortius	CANADA	BC	Vancouver	70-74	71	Men	BC091070	HCN19451110	"	"	"	18:53	19:10	19:15	19:01	19:55	19:07
35	87	LAMB, Andy				Red Deer	55-59	59	Men	TEMP		"	"	"	18:02	17:31	19:40	19:37	20:10	20:21
36	82	CECCON, Allan		Canada		Castlegar	55-59	58	Men	TEMP	HCN19581201	1:55:21	16'47"	32.66	18:26	18:54	19:43	19:17	19:54	19:08
37	70	TSENDENDAMBA, Ganbold				Mill Creek	55-59	56	Men	TEMP		1:55:56	17'22"	32.50	18:04	17:55	21:04	19:15	19:55	19:44
38	91	MALLEY, Kimberley James Richard				Surrey	60-64	60	Men	TEMP		1:56:20	17'46"	32.39	18:30	18:49	19:43	19:15	20:09	19:53
39	125	BOSMAN, Herman		CANADA	BC	Burnaby	65-69	68	Men	BC007174	HCN19480610	1:56:21	17'47"	32.38	18:36	19:26	19:15	19:03	20:08	19:53
40	77	LLOYD, Richard				Pitt Meadows	55-59	57	Men	TEMP		2:00:19	21'45"	31.38	18:56	19:49	20:35	20:19	20:22	
41	89	JOHNSTON, David		canada		Calgary	55-59	59	Men	TEMP	HCN19570409	2:00:16	21'42"	31.38	19:08	18:57	19:41	21:20	20:57	
42	117	THOMAS, Duff		CANADA	BC	Surrey	65-69	65	Men	BC002803	HCN19510401	2:00:18	21'44"	31.38	19:07	19:22	20:52	20:19	20:24	
43	103	VAN DOORN, Frank				Cremona	60-64	60	Men	TEMP		2:02:52	24'18"	30.70	19:52	19:44	20:43	20:48	21:10	
44	106	MACDOUGALL, Wayne				Vancouver	60-64	61	Men	TEMP		2:03:31	24'57"	30.56	19:40	19:56	20:43	20:49	21:38	
45	111	PETERSON, Clayton				Kamloops	60-64	63	Men	TEMP		2:10:19	31'45"	29.02	19:42	21:53	22:12	21:51	22:33	
46	138	NICHOLLS, Richard				Delta	80+	80	Men	TEMP		2:11:51	33'17"	28.65	20:32	21:49	21:54	22:40	22:40	
47	134	DUFFICY, Anthony				Kamloops	70-74	71	Men	TEMP		2:16:34	38'00"	27.67	20:58	22:38	22:49	23:38	23:25	
48	127	MCNEILL, Neil				Surrey	65-69	69	Men	TEMP		2:17:18	38'44"	27.48	22:01	22:00	23:00	23:40	23:34	
49	95	OLEINYK, Carl				Edmonton	60-64	60	Men	TEMP		2:19:29	40'55"	27.22	18:42	19:20	19:14	19:03	39:02	
50	113	ROBERTSON, Roy				Vancouver	60-64	63	Men	TEMP		2:19:37	41'03"	27.21	18:25	18:53	19:43	19:17	39:04	
51	135	FRIEDT, David				Mercer Island	70-74	71	Men	TEMP		2:20:46	42'12"	26.97	18:52	19:10	19:14	19:02	40:05	
52	136	LUKICH, Michael				Santa Monica	75-79	76	Men	TEMP		2:21:35	43'01"	26.63	23:14	23:28	23:49	24:03	23:22	
53	132	ACHESON, Daniel				Edmonton	70-74	70	Men	TEMP		2:21:41	43'07"	26.61	23:11	23:30	23:54	24:00	23:25	
54	137	EVANS, Andy				Surrey	75-79	78	Men	TEMP		2:23:36	45'02"	26.26	23:17	23:54	23:47	24:04	24:30	
55	129	HARTNETT, Tony				Auckland	65-69	69	Men	TEMP		3:03:53	1h25'19"	20.70	27:29	30:00	31:56	31:55		
56	101	WILKINGS, Steven				Vancouver	60-64	60	Men	TEMP		3:11:00	1h32'26"	20.16	30:06	32:11				
57	130	CROSS, Don		canada		Edmonton	65-69	69	Men	TEMP	HCN19471109	2:12:10	33'36"	28.51	22:02					
DNS	66	GALLAGHER, Joe				North Vancouver	55-59	55	Men	TEMP		"	"	"						
DNS	71	RUSTON, Howard				Corman Park	55-59	56	Men	TEMP		"	"	"						
DNS	78	WASILIEW, Wayne				North Vancouver	55-59	57	Men	TEMP		"	"	"						
DNS	84	WEBB, Dave		canada		Surrey	55-59	58	Men	TEMP	HCN19580613	"	"	"						
DNS	90	PALLONE, Greg		CANADA	BC	West Vancouver	55-59	59	Men	BC000156	HCN19570128	"	"	"						
DNS	93	BUYS, francis	Glotman Simpson Cycling	CANADA	British Columbia	North Vancouver	60-64	60	Men	BC090848	HCN19560527	"	"							

American Masters Games 2016-Road Race 700

August 28, 2016

55-59 (Men)

62.80 km, 6 laps of 10.47 km, winner: 1:38:34 - 38.22 km/h

Pos	Bib	Name	Team	Nat.	StateProv	City	Category	Age	Gender	License	UCI Code	Time	Gap	km/h	Lap 1	Lap 2	Lap 3	Lap 4	Lap 5	Lap 6
1	63	WAKELIN, Tony	IRC p/b Robert Cameron Law	CANADA	British Columbia	Victoria	55-59	55	Men	BC003259	CAN19610622	1:38:34		38.22	17:26	15:20	15:43	15:44	16:39	17:44
2	67	TAYLOR, Paul	Island Racing Club p/b Robert Cameron Law	CANADA	British Columbia	Victoria	55-59	55	Men	BC090464	CAN19610410	"	0'00"	"	17:22	15:23	15:41	15:38	16:46	17:45
3	86	MARSH, Brian		CANADA	BC	Castlegar	55-59	59	Men	BC090165	CAN19570225	"	"	"	17:25	15:19	15:44	15:44	16:39	17:44
4	72	BEIRNE, David				Tucson	55-59	56	Men	TEMP		1:38:36	0'02"	38.21	17:26	15:20	15:43	15:45	16:38	17:44
5	62	ORR, Sheldon		CANADA	BC	Surrey	55-59	55	Men	BC003705	CAN19610519	"	"	"	17:26	15:20	15:41	15:46	16:39	17:45
6	75	PHILLIPS, Ken	Glotman Simpson Cycling	CANADA	British Columbia	West Vancouver	55-59	56	Men	BC092315	CAN19600114	1:42:10	3'36"	36.87	17:25	15:40	17:20	17:16	17:30	17:00
7	81	DUNNISON, David	Musette Racing	CANADA	British Columbia	Surrey	55-59	58	Men	BC091395	CAN19581008	1:42:38	4'04"	36.71	17:27	15:40	17:18	17:16	17:29	17:28
8	73	HAWBOLDT, Robert				Saskatoon	55-59	56	Men	TEMP		1:43:27	4'53"	36.42	17:39	16:39	17:11	17:16	17:39	17:04
9	69	DAVEY, Gregory				North Vancouver	55-59	56	Men	TEMP		1:44:03	5'29"	36.21	17:35	16:41	17:13	17:15	17:38	17:41
10	76	GEORGE, Andy			British Columbia	Surrey	55-59	57	Men	BC008820		1:44:19	5'45"	36.12	17:39	16:39	17:11	17:16	17:40	17:55
11	64	HEILBRON, Brett				Vancouver	55-59	55	Men	TEMP		1:45:15	6'41"	35.80	17:39	16:51	17:40	17:30	18:07	17:26
12	83	ALLINA, Michael				New Westminser	55-59	58	Men	TEMP		"	"	"	17:39	17:13	17:19	17:31	18:08	17:27
13	88	BRENNAN, Barry	Mighty Cycling	CANADA	British Columbia	Vancouver	55-59	59	Men	BC006314	CAN19570123	1:45:18	6'44"	35.78	18:03	16:47	17:21	17:30	18:08	17:31
14	79	ALFANO, Giovanni			British Columbia	Newwestminster	55-59	57	Men	BC097278		1:45:31	6'57"	35.71	18:03	16:48	17:18	17:32	18:07	17:42
15	74	NICHINI, Carlo		canada		Vancouver	55-59	56	Men	TEMP	CAN19600728	1:51:45	13'11"	33.72	18:03	17:11	18:55	18:56	19:03	19:36
16	65	MCCOMB, Garry				Vancouver	55-59	55	Men	TEMP		1:54:59	16'25"	32.77	18:18	19:01	19:43	19:18	19:53	18:46
17	68	LANGE, Torsten				Frankfurt	55-59	55	Men	TEMP		1:55:16	16'42"	32.68	18:25	18:54	19:43	19:17	19:54	19:06
18	87	LAMB, Andy				Red Deer	55-59	59	Men	TEMP		1:55:19	16'45"	32.67	18:02	17:31	19:40	19:37	20:10	20:21
19	82	CECCON, Allan		Canada		Castlegar	55-59	58	Men	TEMP	CAN19581201	1:55:21	16'47"	32.66	18:26	18:54	19:43	19:17	19:54	19:08
20	70	TSEDENDAMBA, Ganbold				Mill Creek	55-59	56	Men	TEMP		1:55:56	17'22"	32.50	18:04	17:55	21:04	19:15	19:55	19:44
21	77	LLOYD, Richard				Pitt Meadows	55-59	57	Men	TEMP		2:00:19	-1 lap	31.38	18:56	19:49	20:35	20:19	20:22	
22	89	JOHNSTON, David		canada		Calgary	55-59	59	Men	TEMP	CAN19570409	2:00:16	-1 lap	31.38	19:08	18:57	19:41	21:20	20:57	
DNS	66	GALLAGHER, Joe				North Vancouver	55-59	55	Men	TEMP		"	"	"	"	"	"	"	"	"
DNS	71	RUSTON, Howard				Corman Park	55-59	56	Men	TEMP		"	"	"	"	"	"	"	"	"
DNS	78	WASILIEW, Wayne				North Vancouver	55-59	57	Men	TEMP		"	"	"	"	"	"	"	"	"
DNS	84	WEBB, Dave		canada		Surrey	55-59	58	Men	TEMP	CAN19580613	"	"	"	"	"	"	"	"	"
DNS	90	PALLONE, Greg		CANADA	BC	West Vancouver	55-59	59	Men	BC000156	CAN19570128	"	"	"	"	"	"	"	"	"

American Masters Games 2016-Road Race 700

August 28, 2016

60-64 (Men)

62.80 km, 6 laps of 10.47 km, winner: 1:43:27 - 36.41 km/h



Pos	Bib	Name	Team	Nat.	StateProv	City	Category	Age	Gender	License	UCICode	Time	Gap	km/h	Lap 1	Lap 2	Lap 3	Lap 4	Lap 5	Lap 6
1	94	LANG, Robert	No team	CANADA	British Columbia	Delta	60-64	60	Men	BC000787	🇨🇦 CAN19560614	1:43:27		36.41	17:41	16:37	17:11	17:16	17:40	17:05
2	114	HOLLANDS, Terry				Winnipeg	60-64	64	Men	TEMP		"	0'00"	"	17:40	16:37	17:12	17:15	17:38	17:07
3	100	HAGEN, Mike		Canada	British Columbia	Burnaby	60-64	60	Men	BC008442	🇨🇦 CAN19560428	"	"	"	17:42	16:36	17:11	17:15	17:40	17:07
4	107	VAN GAANS, Gerry		Canada		Coquitlam	60-64	61	Men	TEMP	🇨🇦 CAN19550119	1:45:15	1'48"	35.79	18:05	16:47	17:19	17:32	18:07	17:26
5	112	ADAMS, Michael		CANADA	BC	Nelson	60-64	63	Men	BC002489	🇨🇦 CAN19530401	"	"	"	18:04	16:46	17:20	17:31	18:08	17:28
6	99	GARLEPP, Zman				Van.	60-64	60	Men	TEMP		"	"	"	18:03	16:46	17:20	17:32	18:08	17:28
7	97	SIMPSON, Bob				Quesnel	60-64	60	Men	TEMP		1:45:20	1'53"	35.77	18:01	16:50	17:20	17:30	18:08	17:31
8	104	ALLEN, Michael				Vancouver	60-64	61	Men	TEMP		1:46:06	2'39"	35.51	18:02	16:51	17:18	17:32	18:06	18:16
9	108	GONZALEZ, Alexander				Calle Japon	60-64	61	Men	TEMP		1:55:16	11'49"	32.68	19:07	18:55	19:14	19:03	19:54	19:02
10	91	MALLEY, Kimberley James Richard				Surrey	60-64	60	Men	TEMP		1:56:20	12'53"	32.39	18:30	18:49	19:43	19:15	20:09	19:53
11	103	VAN DOORN, Frank				Cremona	60-64	60	Men	TEMP		2:02:52	-1 lap	30.70	19:52	19:44	20:43	20:48	21:10	
12	106	MACDOUGALL, Wayne				Vancouver	60-64	61	Men	TEMP		2:03:31	-1 lap	30.56	19:40	19:56	20:43	20:49	21:38	
13	111	PETERSON, Clayton				Kamloops	60-64	63	Men	TEMP		2:10:19	-1 lap	29.02	19:42	21:53	22:12	21:51	22:33	
14	95	OLEINYK, Carl				Edmonton	60-64	60	Men	TEMP		2:19:29	-1 lap	27.22	18:42	19:20	19:14	19:03	39:02	
15	113	ROBERTSON, Roy				Vancouver	60-64	63	Men	TEMP		2:19:37	-1 lap	27.21	18:25	18:53	19:43	19:17	39:04	
16	101	WILKINGS, Steven				Vancouver	60-64	60	Men	TEMP		3:11:00	-4 laps	20.16	30:06	32:11				
DNS	93	BUYS, francis	Glotman Simpson Cycling	CANADA	British Columbia	North Vancouver	60-64	60	Men	BC090848	🇨🇦 CAN19560527									
DNS	96	FEDERICO, Enzo				Squamish	60-64	60	Men	TEMP		"	"	"						
DNS	98	WALKER, Wayne		CANADA	BC	Victoria	60-64	60	Men	BC002928	🇨🇦 CAN19560718	"	"	"						
DNS	105	CRETNEY, Ken				Vancouver	60-64	61	Men	TEMP		"	"	"						
DNS	109	SAWATZKY, Brian				Saskatoon	60-64	62	Men	TEMP		"	"	"						
DNS	110	NESTERSKI, Michael		CANADA	British Columbia	Blue River	60-64	62	Men	BC000474	🇨🇦 CAN19540324	"	"	"						

American Masters Games 2016-Road Race 700

August 28, 2016

65-69 (Men)

62.80 km, 6 laps of 10.47 km, winner: 1:38:38 - 38.20 km/h


Pos	Bib	Name	Team	Nat.	StateProv	City	Category	Age	Gender	License	UCI Code	Time	Gap	km/h	Lap 1	Lap 2	Lap 3	Lap 4	Lap 5	Lap 6
1	124	WARNOCK, John		CANADA	British Columbia	Vancouver	65-69	67	Men	BC092039	 CAN19491108	1:38:38		38.20	17:26	15:20	15:43	15:44	16:38	17:46
2	119	FEENSTRA, Ted	Glotman Simpson Cycling		British Columbia	Vancouver	65-69	66	Men	BC007172		1:45:15	6'37"	35.79	18:01	16:50	17:20	17:31	18:07	17:28
3	123	BURKE, Clive				Edmonton	65-69	67	Men	TEMP		"	"	"	18:03	16:49	17:19	17:31	18:07	17:28
4	120	BIRON, Claude				Vancouver	65-69	66	Men	TEMP		1:49:04	10'26"	34.54	18:04	16:48	17:20	17:30	18:30	20:51
5	142	SIMPSON, Rick		CANADA			65-69	67	Men	TEMP	 CAN19490901	1:54:59	16'21"	32.77	18:26	18:54	19:43	19:18	19:53	18:46
6	116	ROBINSON, Duncan				Langely	65-69	65	Men	TEMP		1:55:19	16'41"	32.67	18:41	18:37	19:45	19:18	19:52	19:07
7	126	MITCHELL, Paul				Vancouver	65-69	68	Men	TEMP		"	"	"	18:34	18:45	19:42	19:17	19:53	19:07
8	125	BOSMAN, Herman		CANADA	BC	Burnaby	65-69	68	Men	BC007174	 CAN19480610	1:56:21	17'43"	32.38	18:36	19:26	19:15	19:03	20:08	19:53
9	117	THOMAS, Duff		CANADA	BC	Surrey	65-69	65	Men	BC002803	 CAN19510401	2:00:18	-1 lap	31.38	19:07	19:22	20:52	20:19	20:24	
10	127	MCNEILL, Neil				Surrey	65-69	69	Men	TEMP		2:17:18	-1 lap	27.48	22:01	22:00	23:00	23:40	23:34	
11	129	HARTNETT, Tony				Auckland	65-69	69	Men	TEMP		3:03:53	-2 laps	20.70	27:29	30:00	31:56	31:55		
12	130	CROSS, Don		canada		Edmonton	65-69	69	Men	TEMP	 CAN19471109	2:12:10	-5 laps	28.51	22:02					
DNS	121	BOILEAU, Robert				Thunderbay	65-69	66	Men	TEMP										
DNS	122	MORRISON, Raymond		CANADA	BC	Kelowna	65-69	67	Men	BC000242	 CAN19490512	"	"	"						

American Masters Games 2016-Road Race 700

August 28, 2016

70-74 (Men)

62.80 km, 6 laps of 10.47 km, winner: 1:55:19 - 32.67 km/h

Pos	Bib	Name	Team	Nat.	StateProv	City	Category	Age	Gender	License	UCI Code	Time	Gap	km/h	Lap 1	Lap 2	Lap 3	Lap 4	Lap 5	Lap 6
1	133	D'ARCY, Thomas	Escape Velocity pb Fortius	CANADA	BC	Vancouver	70-74	71	Men	BC091070	 CAN19451110	1:55:19		32.67	18:53	19:10	19:15	19:01	19:55	19:07
2	134	DUFFICY, Anthony				Kamloops	70-74	71	Men	TEMP		2:16:34	-1 lap	27.67	20:58	22:38	22:49	23:38	23:25	
3	135	FRIEDT, David				Mercer Island	70-74	71	Men	TEMP		2:20:46	-1 lap	26.97	18:52	19:10	19:14	19:02	40:05	
4	132	ACHESON, Daniel				Edmonton	70-74	70	Men	TEMP		2:21:41	-1 lap	26.61	23:11	23:30	23:54	24:00	23:25	

American Masters Games 2016-Road Race 700

August 28, 2016

75-79 (Men)

52.33 km, 5 laps of 10.47 km, winner: 2:21:35 - 26.63 km/h

Pos	Bib	Name	Team	Nat.	StateProv	City	Category	Age	Gender	License	UCI Code	Time	Gap	km/h	Lap 1	Lap 2	Lap 3	Lap 4	Lap 5
1	136	LUKICH, Michael				Santa Monica	75-79	76	Men	TEMP		2:21:35		26.63	23:14	23:28	23:49	24:03	23:22
2	137	EVANS, Andy				Surrey	75-79	78	Men	TEMP		2:23:36	2'01"	26.26	23:17	23:54	23:47	24:04	24:30

American Masters Games 2016-Road Race 700

August 28, 2016

80+ (Men)

52.33 km, 5 laps of 10.47 km, winner: 2:11:51 - 28.65 km/h

Pos	Bib	Name	Team	Nat.	StateProv	City	Category	Age	Gender	License	UCI Code	Time	Gap	km/h	Lap 1	Lap 2	Lap 3	Lap 4	Lap 5
1	138	NICHOLLS, Richard				Delta	80+	80	Men	TEMP		2:11:51		28.65	20:32	21:49	21:54	22:40	22:40

American Masters Games 2016-Road Race 700

August 28, 2016

Wave B (Women)

52.33 km, 5 laps of 10.47 km, winner: 1:36:19 - 32.60 km/h




Pos	Bib	Name	Team	Nat.	StateProv	City	Category	Age	Gender	License	UCICode	Time	Gap	km/h	Lap 1	Lap 2	Lap 3	Lap 4	Lap 5
1	321	MORRIS, Barbara		CANADA	British Columbia	Vancouver	60-64	60	Women	BC090742	CA CAN19560818	1:36:19	0'00"	32.60	19:28	19:16	19:06	19:23	19:06
2	325	STEDMAN, Martha				Tucson	60-64	63	Women	TEMP		1:36:20	0'01"	32.59	19:28	19:15	19:07	19:23	19:08
3	318	GREY, Lisa				Harvie Heights	55-59	57	Women	TEMP		1:37:02	0'43"	32.35	19:28	19:20	19:01	19:22	19:50
4	322	WELLER, JANE	Atomic Racing	CANADA	British Columbia	North Vancouver	60-64	60	Women	BC007516	CA CAN19560405	1:37:33	1'14"	32.18	19:27	19:16	19:07	19:23	20:20
5	326	WALTON, Renate		CANADA	BC	North Saanich	60-64	64	Women	BC002824	CA CAN19520827	1:39:03	2'44"	31.69	19:54	19:17	19:44	20:22	19:48
6	323	CONEY, Ingrid				Ottawa	60-64	61	Women	TEMP		"	"	"	19:53	19:18	19:44	20:21	19:48
7	316	TROUT, Marilyn				Colorado Springs	55-59	56	Women	TEMP		"	"	"	19:52	18:58	20:05	20:20	19:51
8	317	BONGA, Anna		CANADA	British Columbia	Burnaby	55-59	56	Women	BC000549	CA CAN19600722	1:39:13	2'54"	31.65	19:53	19:19	19:43	20:22	19:56
9	329	DAVIES, Barbara	Jubilee Racing	Canada	BC	Burnaby	65-69	68	Women	BC007010	CA CAN19481119	1:45:10	8'51"	29.85	19:52	19:20	21:12	22:10	22:37
10	324	MCNAMARA, Catherine				Santa Monica	60-64	61	Women	TEMP		1:48:25	12'06"	28.96	19:56	22:13	22:21	22:34	21:21
11	327	MITCHELL, Sharon		CANADA	BC	Abbotsford	65-69	67	Women	BC007594	CA CAN19490211	1:48:30	12'11"	28.94	20:58	22:15	21:48	22:01	21:28
12	330	SPIRES, Sally				West Vancouver	70-74	70	Women	TEMP		1:49:48	13'29"	28.60	21:02	22:18	22:06	22:13	22:08
13	314	WILMAN, Pam		canada		Edmonton	55-59	55	Women	TEMP	CA CAN19610531	2:05:10	28'51"	25.12	24:28	25:32	24:58	25:02	
14	319	WEBB, Rozemary				Surrey	55-59	58	Women	TEMP		2:12:14	35'55"	23.84	24:48	26:13	26:46	27:36	
DNS	315	KORNUTIAK, Terry	Vancouver Velo Vets Cycling Club	CANADA	British Columbia	Vancouver	55-59	56	Women	BC000716	CA CAN19600522								
DNS	320	TITUS, Dawn				Whistler	55-59	58	Women	TEMP		"	"						
DNS	328	CHAPUT, Margaret				Vancouver	65-69	68	Women	TEMP		"	"						

American Masters Games 2016-Road Race 700

August 28, 2016

55-59 (Women)

52.33 km, 5 laps of 10.47 km, winner: 1:32:02 - 32.35 km/h




Pos	Bib	Name	Team	Nat.	StateProv	City	Category	Age	Gender	License	UCI Code	Time	Gap	km/h	Lap 1	Lap 2	Lap 3	Lap 4	Lap 5
1	318	GREY, Lisa				Harvie Heights	55-59	57	Women	TEMP		1:37:02		32.35	19:28	19:20	19:01	19:22	19:50
2	316	TROUT, Marilyn				Colorado Springs	55-59	56	Women	TEMP		1:39:03	2'01"	31.69	19:52	18:58	20:05	20:20	19:51
3	317	BONGA, Anna		CANADA	British Columbia	Burnaby	55-59	56	Women	BC000549	 CAN19600722	1:39:13	2'11"	31.65	19:53	19:19	19:43	20:22	19:56
4	314	WILMAN, Pam		canada		Edmonton	55-59	55	Women	TEMP	 CAN19610531	2:05:10	-1 lap	25.12	24:28	25:32	24:58	25:02	
5	319	WEBB, Rozemary				Surrey	55-59	58	Women	TEMP		2:12:14	-1 lap	23.84	24:48	26:13	26:46	27:36	
DNS	315	KORNUTIAK, Terry	Vancouver Velo Vets Cycling Club	CANADA	British Columbia	Vancouver	55-59	56	Women	BC000716	 CAN19600522								
DNS	320	TITUS, Dawn				Whistler	55-59	58	Women	TEMP		"		"					

American Masters Games 2016-Road Race 700

August 28, 2016

60-64 (Women)

52.33 km, 5 laps of 10.47 km, winner: 1:31:19 - 32.60 km/h



Pos	Bib	Name	Team	Nat.	StateProv	City	Category	Age	Gender	License	UCI Code	Time	Gap	km/h	Lap 1	Lap 2	Lap 3	Lap 4	Lap 5
1	321	MORRIS, Barbara		CANADA	British Columbia	Vancouver	60-64	60	Women	BC090742	 CAN19560818	1:36:19		32.60	19:28	19:16	19:06	19:23	19:06
2	325	STEDMAN, Martha				Tucson	60-64	63	Women	TEMP		1:36:20	0'01"	32.59	19:28	19:15	19:07	19:23	19:08
3	322	WELLER, JANE	Atomic Racing	CANADA	British Columbia	North Vancouver	60-64	60	Women	BC007516	 CAN19560405	1:37:33	1'14"	32.18	19:27	19:16	19:07	19:23	20:20
4	326	WALTON, Renate		CANADA	BC	North Saanich	60-64	64	Women	BC002824	 CAN19520827	1:39:03	2'44"	31.69	19:54	19:17	19:44	20:22	19:48
5	323	ONEY, Ingrid				Ottawa	60-64	61	Women	TEMP		"	"	"	19:53	19:18	19:44	20:21	19:48
6	324	MCNAMARA, Catherine				Santa Monica	60-64	61	Women	TEMP		1:48:25	12'06"	28.96	19:56	22:13	22:21	22:34	21:21

American Masters Games 2016-Road Race 700

August 28, 2016

65-69 (Women)

52.33 km, 5 laps of 10.47 km, winner: 1:40:10 - 29.85 km/h

Pos	Bib	Name	Team	Nat.	StateProv	City	Category	Age	Gender	License	UCI Code	Time	Gap	km/h	Lap 1	Lap 2	Lap 3	Lap 4	Lap 5
1	329	DAVIES, Barbara	Jubilee Racing	Canada	BC	Burnaby	65-69	68	Women	BC007010	 CAN19481119	1:45:10		29.85	19:52	19:20	21:12	22:10	22:37
2	327	MITCHELL, Sharon		CANADA	BC	Abbotsford	65-69	67	Women	BC007594	 CAN19490211	1:48:30	3'20"	28.94	20:58	22:15	21:48	22:01	21:28
DNS	328	CHAPUT, Margaret				Vancouver	65-69	68	Women	TEMP									

American Masters Games 2016-Road Race 700

August 28, 2016

70-74 (Women)

52.33 km, 5 laps of 10.47 km, winner: 1:44:48 - 28.60 km/h

Pos	Bib	Name	Team	Nat.	StateProv	City	Category	Age	Gender	License	UCI Code	Time	Gap	km/h	Lap 1	Lap 2	Lap 3	Lap 4	Lap 5
1	330	SPIRES, Sally				West Vancouver	70-74	70	Women	TEMP		1:49:48		28.60	21:02	22:18	22:06	22:13	22:08

American Masters Games 2016-Road Race 1000

August 28, 2016

Men 30-39 (Men)

94.19 km, 9 laps of 10.47 km, winner: 2:25:56 - 38.72 km/h



Pos	Bib	Name	Team	Nat.	StateProv	City	Category	Age	Gender	License	UCI Code	Time	Gap	km/h	Lap 1	Lap 2	Lap 3	Lap 4	Lap 5	Lap 6	Lap 7	Lap 8	Lap 9
1	6	BONIFACE, Brett	Pender Racing	CANADA	British Columbia	Surrey	35-39	36	Men	BC090316	🇨🇦 CAN19800815	2:25:56	0'00"	38.72	16:19	16:46	15:51	16:20	16:47	15:51	16:18	15:45	16:00
2	7	DAWSON, Michael	Pro City Racing	CANADA	British Columbia	Victoria	35-39	37	Men	BC091672	🇨🇦 CAN19790923	"	"	"	16:25	16:45	15:52	16:26	16:39	15:50	16:19	15:45	15:58
3	4	LOWDEN, Hunter	Steed Cycles	CANADA	British Columbia	Vancouver	30-34	34	Men	BC090799	🇨🇦 CAN19820410	"	"	"	16:20	16:46	15:52	16:27	16:41	15:51	16:17	15:43	15:59
4	8	HENRY, Alejandro				Vancouver	35-39	38	Men	TEMP		2:27:32	1'36"	38.31	16:22	16:46	15:52	16:27	16:38	15:52	16:20	16:10	17:05
5	1	BROWN, Neil	Pender Racing	CANADA	British Columbia	Vancouver	30-34	30	Men	BC094820	🇨🇦 CAN19861129	2:28:39	2'43"	38.02	16:22	16:50	15:48	16:27	16:41	15:50	16:20	16:11	18:11
6	9	DICKOUT, Dustin	Glotman Simpson Cycling	CANADA	British Columbia	Vancouver	35-39	38	Men	BC093137	🇨🇦 CAN19780322	2:41:11	15'15"	35.06	16:33	17:30	17:34	18:07	18:00	18:18	18:19	18:38	18:13
DNS	2	DEL CAMPO VAZQUEZ, Deniel Eduardo				-	30-34	32	Men	TEMP													
DNS	10	MUNKHZOL, Tojil				-	35-39	38	Men	TEMP													
DNS	11	UMAR, Tahir Frouk				-	35-39	39	Men	TEMP													

American Masters Games 2016-Road Race 1000

August 28, 2016

30-34 (Men)

94.19 km, 9 laps of 10.47 km, winner: 2:25:56 - 38.72 km/h




Pos	Bib	Name	Team	Nat.	StateProv	City	Category	Age	Gender	License	UCICode	Time	Gap	km/h	Lap 1	Lap 2	Lap 3	Lap 4	Lap 5	Lap 6	Lap 7	Lap 8	Lap 9
1	4	LOWDEN, Hunter	Steed Cycles	CANADA	British Columbia	Vancouver	30-34	34	Men	BC090799	 CAN19820410	2:25:56		38.72	16:20	16:46	15:52	16:27	16:41	15:51	16:17	15:43	15:59
2	1	BROWN, Neil	Pender Racing	CANADA	British Columbia	Vancouver	30-34	30	Men	BC094820	 CAN19861129	2:28:39	2'43"	38.02	16:22	16:50	15:48	16:27	16:41	15:50	16:20	16:11	18:11
DNS	2	DEL CAMPO VAZQUEZ, Deniel Eduardo				-	30-34	32	Men	TEMP													

American Masters Games 2016-Road Race 1000

August 28, 2016

35-39 (Men)

94.19 km, 9 laps of 10.47 km, winner: 2:25:56 - 38.72 km/h

Pos	Bib	Name	Team	Nat.	StateProv	City	Category	Age	Gender	License	UCI Code	Time	Gap	km/h	Lap 1	Lap 2	Lap 3	Lap 4	Lap 5	Lap 6	Lap 7	Lap 8	Lap 9
1	6	BONIFACE, Brett	Pender Racing	CANADA	British Columbia	Surrey	35-39	36	Men	BC090316	 CAN19800815	2:25:56		38.72	16:19	16:46	15:51	16:20	16:47	15:51	16:18	15:45	16:00
2	7	DAWSON, Michael	Pro City Racing	CANADA	British Columbia	Victoria	35-39	37	Men	BC091672	 CAN19790923	"	0'00"	"	16:25	16:45	15:52	16:26	16:39	15:50	16:19	15:45	15:58
3	8	HENRY, Alejandro				Vancouver	35-39	38	Men	TEMP		2:27:32	1'36"	38.31	16:22	16:46	15:52	16:27	16:38	15:52	16:20	16:10	17:05
4	9	DICKOUT, Dustin	Glotman Simpson Cycling	CANADA	British Columbia	Vancouver	35-39	38	Men	BC093137	 CAN19780322	2:41:11	15'15"	35.06	16:33	17:30	17:34	18:07	18:00	18:18	18:19	18:38	18:13
DNS	10	MUNKHZOL, Tojil				-	35-39	38	Men	TEMP													
DNS	11	UMAR, Tahir Frouk				-	35-39	39	Men	TEMP													

American Masters Games 2016-Road Race 1000

August 28, 2016

Men 40-54 (Men)

94.19 km, 9 laps of 10.47 km, winner: 2:25:42 - 38.79 km/h








Pos	Bib	Name	Team	Nat.	StateProv	City	Category	Age	Gender	License	UCI Code	Time	Gap	km/h	Lap 1	Lap 2	Lap 3	Lap 4	Lap 5	Lap 6	Lap 7	Lap 8	Lap 9	
1	17	ROBERTSON, Michael	Pender Racing	CANADA	British Columbia	Vancouver		40-44	43	Men	BC093857	CA CAN19731128	2:25:42	0'00"	38.79	16:23	16:44	15:51	16:28	16:41	15:50	16:18	15:44	15:44
2	30	CLARKE, Graham	Atomic Racing	CANADA	British Columbia	Vancouver		45-49	47	Men	BC090801	CA CAN19690130	2:25:56	0'14"	38.73	16:21	16:50	15:51	16:26	16:39	15:51	16:19	15:40	16:00
3	28	LOPERA, Maikay				Eugene		45-49	47	Men	TEMP				16:21	16:48	15:49	16:19	16:29	16:10	16:18	15:44	15:59	
4	23	AULD, Ian				Calgary		45-49	45	Men	TEMP				16:22	16:49	15:46	16:19	16:51	15:50	16:17	15:45	15:58	
5	54	CATHCART, Jaime		CANADA	BC	Richmond		50-54	53	Men	BC002796	CA CAN19631030			16:20	16:48	15:50	16:18	16:49	15:49	16:14	15:50	15:59	
6	25	FORD, Kevin		CANADA	BC	Victoria		45-49	46	Men	BC002377	CA CAN19700803			16:21	16:49	15:49	16:29	16:38	15:49	16:22	15:43	15:58	
7	35	ATTWELL, Andrew	Pro City Racing	CANADA	British Columbia	Victoria		45-49	48	Men	BC093620	CA CAN19680720			16:21	16:49	15:51	16:24	16:43	15:51	16:17	15:46	15:56	
8	13	JOHNSON, Dave	Independent	CANADA	British Columbia	Vancouver		40-44	41	Men	BC091378	CA CAN19750225			16:22	16:47	15:49	16:19	16:49	15:52	16:11	15:48	16:01	
9	45	ARMSTRONG, William		CANADA	BC	Kamloops		50-54	51	Men	BC006264	CA CAN19651011			16:24	16:48	15:48	16:24	16:42	15:52	16:20	15:41	15:59	
10	52	TUOVINEN, Andrew	SpeedTheory.ca	CANADA	BC	Vancouver		50-54	53	Men	BC006551	CA CAN19630307			16:22	16:49	15:48	16:27	16:41	15:50	16:11	15:51	15:59	
11	31	LITTLE, wayne	Interior Grasslands Cycling Club	canada	BC	Ashcroft		45-49	47	Men	BC097327	CA CAN19690414			16:23	16:48	15:51	16:24	16:38	15:51	16:23	15:53	15:46	
12	20	DIEBOLT, David				North Vancouver		40-44	44	Men	TEMP				16:23	16:47	15:50	16:26	16:37	15:54	16:20	15:55	15:47	
13	32	MITTELHOLZER, Alejandro	AYM Bikes	Can	BC	Abbotsford		45-49	47	Men	TEMP	CA CAN19690302	2:26:18	0'36"	38.63	16:22	16:46	15:52	16:27	16:40	15:49	16:21	15:42	16:20
14	57	SQUIRE, chris	Mighty Cycling	CANADA	British Columbia	West Vancouver		50-54	54	Men	BC092478	CA CAN19620126			16:22	16:46	15:52	16:27	16:40	15:49	16:21	15:42	16:20	
15	33	YOUNG, Andrew				Harvie Heights		45-49	48	Men	TEMP		2:27:36	1'54"	38.29	16:20	16:47	15:52	16:29	16:36	15:53	16:21	16:00	17:20
16	26	NORTHEY, Alexander	Escape Velocity pb Fortius	canada	British Columbia	Vancouver		45-49	47	Men	BC090567		2:33:26	7'44"	36.83	16:20	16:47	15:50	16:26	16:43	15:47	16:22	17:02	22:10
17	29	ROSS, Andrew	Pender Racing	canada	British Columbia	Richmond		45-49	47	Men	BC090030	CA CAN19690222	2:35:51	10'09"	36.26	16:23	16:47	16:01	16:55	17:33	18:09	18:37	18:00	17:26
18	48	LYALL, David	United Velo	CANADA	British Columbia	Langley		50-54	52	Men	BC090658	CA CAN19641214	2:36:09	10'27"	36.19	16:25	16:46	16:25	17:29	17:44	17:57	17:37	18:00	17:45
19	36	MITCHELL, Gary		Canada	British Columbia	Delta		45-49	49	Men	BC097482	CA CAN19670404	2:36:11	10'29"	36.19	16:24	16:46	15:51	16:57	17:40	18:09	18:37	18:00	17:46
20	40	FALKOWSKY, graeme		canada	British Columbia	Vancouver		50-54	50	Men	BC004159	CA CAN19660701	2:36:14	10'32"	36.17	16:29	16:44	16:06	17:48	17:45	17:56	17:38	18:00	17:49
21	38	FRANK, Daniel	Glotman Simpson Cycling	Canada	British Columbia	N/A		45-49	49	Men	BC095986	CA CAN19670501	2:36:16	10'34"	36.16	16:26	16:46	15:57	16:57	17:31	18:10	18:36	18:00	17:51
22	143	MCTAVISH, Cam	Academy	CANADA		Vancouver		40-44	42	Men	TEMP	CA CAN19740504	2:36:18	10'36"	36.16	16:26	16:46	15:57	16:58	17:32	18:08	18:37	18:01	17:52
23	58	DESROCHES, Jim	Glotman Simpson Cycling	CANADA	British Columbia	Kitsilano		50-54	54	Men	BC004492	CA CAN19620504	2:41:10	15'28"	35.07	16:55	17:07	17:35	18:06	17:58	18:21	18:17	18:41	18:11
24	42	MCAULEY, Steven				Vancouver		50-54	51	Men	TEMP				16:31	17:31	17:34	18:06	17:59	18:18	18:19	18:40	18:12	
25	22	VAN DER SLAGT, Graham	Glotman Simpson Cycling	CANADA	British Columbia	Vancouver		45-49	45	Men	BC007006	CA CAN19710803	2:41:11	15'29"	35.06	16:50	17:13	17:34	18:05	18:00	18:18	18:19	18:40	18:12
26	44	MELHADO, Ian	Escape Velocity	CANADA	British Columbia	West Vancouver		50-54	51	Men	BC091114	CA CAN19650117	2:43:13	17'31"	34.62	16:23	16:48	15:52	17:03	17:31	18:11	19:03	21:47	20:35
27	141	MORREY, Rick		CANADA				50-54	52	Men	TEMP	CA CAN19641129	2:46:39	20'57"	33.96	16:50	17:13	17:34	18:06	17:59	18:20	20:58	20:56	
28	53	SHMOORKOFF, Jeff				Edmonton		50-54	53	Men	TEMP		2:55:39	29'57"	32.23	17:27	18:44	19:06	19:37	19:45	19:42	20:26	21:06	
29	61	FERRIS, Tim				Spruce Grove		50-54	54	Men	TEMP		3:00:56	35'14"	31.30	17:27	18:42	19:07	19:38	20:00	21:27	21:58	22:11	
30	24	WHYTE, Simon		Canada		Vancouver		45-49	46	Men	TEMP	CA CAN19701024	3:16:26	50'44"	28.96	17:50	21:59	22:28	22:31	22:18	22:13	22:28		
31	47	JOHNSON, Jay				North Vancouver Bc		50-54	52	Men	TEMP		3:16:59	51'17"	28.74	20:53	22:16	21:08	22:12	21:09	22:00	23:20		
32	21	O'HALLORAN, Philip		Canada		Vancouver		40-44	44	Men	TEMP	CA CAN19720124	3:25:18	59'36"	27.65	20:01	22:48	22:54	23:03	23:43	23:07	23:23		
DNF	49	BOREEN, Sheldon	Daryl Evans Racing	CANADA	BC	Delta		50-54	52	Men	BC000441	CA CAN19641212	33:11		37.86	16:26	16:45							
DNF	60	INGRAM, Ken		CANADA	BC	North Vancouver		50-54	54	Men	BC007297	CA CAN19621231	40:13		32.83	17:48	20:27							
DNS	14	ANDERSON, Quinn	Mighty Riders	CANADA	British Columbia	Richmond		40-44	41	Men	BC091922	CA CAN19750611												
DNS	16	REYES HERNANDEZ, Jose Ramon		canada		-		40-44	42	Men	TEMP	CA CAN19740107												
DNS	19	MUNNIS, John		Canada	British Columbia	West Vancouver		40-44	44	Men	BC097487	CA CAN19720622												
DNS	27	DE CICCO, Gerardo				Surrey		45-49	47	Men	TEMP													
DNS	34	FILLINGER, Ian		CANADA	BC	Kamloops		45-49	48	Men	BC001124	CA CAN19680725												
DNS	37	KOBZAR, peter				North Vancouver		45-49	49	Men	TEMP													
DNS	39	PELLETIER, Michel	Vancouver Velo Vets Cycling Club	CANADA	British Columbia	Vancouver		50-54	50	Men	BC007107	CA CAN19661119												
DNS	43	CAMERON, Robert		CANADA	BC	Saanich		50-54	51	Men	BC003019	CA CAN19650326												
DNS	46	STARCO, Mike		Canada		Delta		50-54	52	Men	TEMP	CA CAN19640616												
DNS	50	JARGALSAIKHAN, Damdinjamts				-		50-54	52	Men	TEMP													
DNS	51	SIKHAKHANE, Arnold		Canada		Surrey		50-54	53	Men	TEMP	CA CAN19630201												
DNS	55	WEBB, Justin		Canada	British Columbia	West Vancouver		50-54	53	Men	BC006659	CA CAN19630325												

American Masters Games 2016-Road Race 1000

August 28, 2016

40-44 (Men)

94.19 km, 9 laps of 10.47 km, winner: 2:25:42 - 38.79 km/h

Pos	Bib	Name	Team	Nat.	StateProv	City	Category	Age	Gender	License	UCI Code	Time	Gap	km/h	Lap 1	Lap 2	Lap 3	Lap 4	Lap 5	Lap 6	Lap 7	Lap 8	Lap 9	
1	17	ROBERTSON, Michael	Pender Racing	CANADA	British Columbia	Vancouver	40-44	43	Men	BC093857	 CAN19731128	2:25:42		38.79	16:23	16:44	15:51	16:28	16:41	15:50	16:18	15:44	15:44	
2	13	JOHNSON, Dave	Independent	CANADA	British Columbia	Vancouver	40-44	41	Men	BC091378	 CAN19750225	2:25:56	0'14"	38.72	16:22	16:47	15:49	16:19	16:49	15:52	16:11	15:48	16:01	
3	20	DIEBOLT, David				North Vancouver	40-44	44	Men	TEMP		"	"	"	16:23	16:47	15:50	16:26	16:37	15:54	16:20	15:55	15:47	
4	143	MCTAVISH, Cam	Academy	CANADA			40-44	42	Men	TEMP	 CAN19740504	2:36:18	10'36"	36.16	16:26	16:46	15:57	16:58	17:32	18:08	18:37	18:01	17:52	
5	21	O'HALLORAN, Philip		Canada		Vancouver	40-44	44	Men	TEMP	 CAN19720124	3:25:18	-2 laps	27.65	20:01	22:48	22:54	23:03	23:43	23:07	23:23			
DNS	14	ANDERSON, Quinn	Mighty Riders	CANADA	British Columbia	Richmond	40-44	41	Men	BC091922	 CAN19750611													
DNS	16	REYES HERNANDEZ, Jose Ramon		canada		-	40-44	42	Men	TEMP	 CAN19740107													
DNS	19	MUNNIS, John		Canada	British Columbia	West Vancouver	40-44	44	Men	BC097487	 CAN19720622													

American Masters Games 2016-Road Race 1000

August 28, 2016

45-49 (Men)

94.19 km, 9 laps of 10.47 km, winner: 2:25:56 - 38.73 km/h

Pos	Bib	Name	Team	Nat.	StateProv	City	Category	Age	Gender	License	UCI Code	Time	Gap	km/h	Lap 1	Lap 2	Lap 3	Lap 4	Lap 5	Lap 6	Lap 7	Lap 8	Lap 9
1	30	CLARKE, Graham	Atomic Racing	CANADA	British Columbia	Vancouver	45-49	47	Men	BC090801	🇨🇦 CAN19690130	2:25:56	"	38.73	16:21	16:50	15:51	16:26	16:39	15:51	16:19	15:40	16:00
2	28	LOPERA, Maikey				Eugene	45-49	47	Men	TEMP		"	0'00"	"	16:21	16:48	15:49	16:19	16:29	16:10	16:18	15:44	15:59
3	23	AULD, Ian				Calgary	45-49	45	Men	TEMP		"	"	"	16:22	16:49	15:46	16:19	16:51	15:50	16:17	15:45	15:58
4	25	FORD, Kevin		CANADA	BC	Victoria	45-49	46	Men	BC002377	🇨🇦 CAN19700803	"	"	"	16:21	16:49	15:49	16:29	16:38	15:49	16:22	15:43	15:58
5	35	ATTWELL, Andrew	Pro City Racing	CANADA	British Columbia	Victoria	45-49	48	Men	BC093620	🇨🇦 CAN19680720	"	"	"	16:21	16:49	15:51	16:24	16:43	15:51	16:17	15:46	15:56
6	31	LITTLE, wayne	Interior Grasslands Cycling Club	canada	BC	Ashcroft	45-49	47	Men	BC097327	🇨🇦 CAN19690414	"	"	"	16:23	16:48	15:51	16:24	16:38	15:51	16:23	15:53	15:46
7	32	MITTELHOLZER, Alejandro	AYM Bikes	Can	BC	Abbotsford	45-49	47	Men	TEMP	🇨🇦 CAN19690302	2:26:18	0'22"	38.63	16:22	16:46	15:52	16:27	16:40	15:49	16:21	15:42	16:20
8	33	YOUNG, Andrew				Harvie Heights	45-49	48	Men	TEMP		2:27:36	1'40"	38.29	16:20	16:47	15:52	16:29	16:36	15:53	16:21	16:00	17:20
9	26	NORTHEY, Alexander	Escape Velocity pb Fortius		British Columbia	Vancouver	45-49	47	Men	BC090567		2:33:26	7'30"	36.83	16:20	16:47	15:50	16:26	16:43	15:47	16:22	17:02	22:10
10	29	ROSS, Andrew	Pender Racing	canada	British Columbia	Richmond	45-49	47	Men	BC090030	🇨🇦 CAN19690222	2:35:51	9'55"	36.26	16:23	16:47	16:01	16:55	17:33	18:09	18:37	18:00	17:26
11	36	MITCHELL, Gary		Canada	British Columbia	Delta	45-49	49	Men	BC097482	🇨🇦 CAN19670404	2:36:11	10'15"	36.19	16:24	16:46	15:51	16:57	17:40	18:09	18:37	18:00	17:46
12	38	FRANK, Daniel	Glotman Simpson Cycling	Canada	British Columbia	N/A	45-49	49	Men	BC095986	🇨🇦 CAN19670501	2:36:16	10'20"	36.16	16:26	16:46	15:57	16:57	17:31	18:10	18:36	18:00	17:51
13	22	VAN DER SLAGT, Graham	Glotman Simpson Cycling	CANADA	British Columbia	Vancouver	45-49	45	Men	BC007006	🇨🇦 CAN19710803	2:41:11	15'15"	35.06	16:50	17:13	17:34	18:05	18:00	18:18	18:19	18:40	18:12
14	24	WHYTE, Simon		Canada		Vancouver	45-49	46	Men	TEMP	🇨🇦 CAN19701024	3:16:26	-2 laps	28.96	17:50	21:59	22:28	22:31	22:18	22:13	22:28		
DNS	27	DE CICCIO, Gerardo				Surrey	45-49	47	Men	TEMP		"	"	"	"	"	"	"	"	"	"	"	"
DNS	34	FILLINGER, Ian		CANADA	BC	Kamloops	45-49	48	Men	BC001124	🇨🇦 CAN19680725	"	"	"	"	"	"	"	"	"	"	"	"
DNS	37	KOBZAR, peter				North Vancouver	45-49	49	Men	TEMP		"	"	"	"	"	"	"	"	"	"	"	"

American Masters Games 2016-Road Race 1000

August 28, 2016

50-54 (Men)

94.19 km, 9 laps of 10.47 km, winner: 2:25:56 - 38.72 km/h




Pos	Bib	Name	Team	Nat.	StateProv	City	Category	Age	Gender	License	UCICode	Time	Gap	km/h	Lap 1	Lap 2	Lap 3	Lap 4	Lap 5	Lap 6	Lap 7	Lap 8	Lap 9
1	54	CATHCART, Jaime		CANADA	BC	Richmond	50-54	53	Men	BC002796	🇨🇦 CAN19631030	2:25:56		38.72	16:20	16:48	15:50	16:18	16:49	15:49	16:14	15:50	15:59
2	45	ARMSTRONG, William		CANADA	BC	Kamloops	50-54	51	Men	BC006264	🇨🇦 CAN19651011	"	0'00"	"	16:24	16:48	15:48	16:24	16:42	15:52	16:20	15:41	15:59
3	52	TUOVINEN, Andrew	SpeedTheory.ca	CANADA	BC	Vancouver	50-54	53	Men	BC006551	🇨🇦 CAN19630307	"	"	"	16:22	16:49	15:48	16:27	16:41	15:50	16:11	15:51	15:59
4	57	SQUIRE, chris	Mighty Cycling	CANADA	British Columbia	West Vancouver	50-54	54	Men	BC092478	🇨🇦 CAN19620126	2:26:18	0'22"	38.63	16:22	16:46	15:52	16:27	16:40	15:49	16:21	15:42	16:20
5	48	LYALL, David	United Velo	CANADA	British Columbia	Langley	50-54	52	Men	BC090658	🇨🇦 CAN19641214	2:36:09	10'13"	36.19	16:25	16:46	16:25	17:29	17:44	17:57	17:37	18:00	17:45
6	40	FALKOWSKY, graeme		canada	British Columbia	Vancouver	50-54	50	Men	BC004159	🇨🇦 CAN19660701	2:36:14	10'18"	36.17	16:29	16:44	16:06	17:48	17:45	17:56	17:38	18:00	17:49
7	58	DESROCHES, Jim	Glotman Simpson Cycling	CANADA	British Columbia	Kitsilano	50-54	54	Men	BC004492	🇨🇦 CAN19620504	2:41:10	15'14"	35.07	16:55	17:07	17:35	18:06	17:58	18:21	18:17	18:41	18:11
8	42	MCAULEY, Steven				Vancouver	50-54	51	Men	TEMP		"	"	"	16:31	17:31	17:34	18:06	17:59	18:18	18:19	18:40	18:12
9	44	MELHADO, Ian	Escape Velocity	CANADA	British Columbia	West Vancouver	50-54	51	Men	BC091114	🇨🇦 CAN19650117	2:43:13	17'17"	34.62	16:23	16:48	15:52	17:03	17:31	18:11	19:03	21:47	20:35
10	141	MORREY, Rick		CANADA			50-54	52	Men	TEMP	🇨🇦 CAN19641129	2:46:39	-1 lap	33.96	16:50	17:13	17:34	18:06	17:59	18:20	20:58	20:56	
11	53	SHMOORKOFF, Jeff				Edmonton	50-54	53	Men	TEMP		2:55:39	-1 lap	32.23	17:27	18:44	19:06	19:37	19:45	19:42	20:26	21:06	
12	61	FERRIS, Tim				Spruce Grove	50-54	54	Men	TEMP		3:00:56	-1 lap	31.30	17:27	18:42	19:07	19:38	20:00	21:27	21:58	22:11	
13	47	JOHNSON, Jay				North Vancouver Bc	50-54	52	Men	TEMP		3:16:59	-2 laps	28.74	20:53	22:16	21:08	22:12	21:09	22:00	23:20		
DNF	49	BOREEN, Sheldon	Daryl Evans Racing	CANADA	BC	Delta	50-54	52	Men	BC000441	🇨🇦 CAN19641212	33:11		37.86	16:26	16:45							
DNF	60	INGRAM, Ken		CANADA	BC	North Vancouver	50-54	54	Men	BC007297	🇨🇦 CAN19621231	40:13		32.83	17:48	20:27							
DNS	39	PELLETIER, Michel	Vancouver Velo Vets Cycling Club	CANADA	British Columbia	Vancouver	50-54	50	Men	BC007107	🇨🇦 CAN19661119												
DNS	43	CAMERON, Robert		CANADA	BC	Saanich	50-54	51	Men	BC003019	🇨🇦 CAN19650326	"	"	"									
DNS	46	STARKO, Mike		Canada		Delta	50-54	52	Men	TEMP	🇨🇦 CAN19640616	"	"	"									
DNS	50	JARGALSAIKHAN, Damdinjamts					50-54	52	Men	TEMP		"	"	"									
DNS	51	SIKHAKHANE, Arnold		Canada		Surrey	50-54	53	Men	TEMP	🇨🇦 CAN19630201	"	"	"									
DNS	55	WEBB, Justin		Canada	British Columbia	West Vancouver	50-54	53	Men	BC006659	🇨🇦 CAN19630325	"	"	"									

American Masters Games 2016-Road Race 1000

August 28, 2016

Women 30-39 (Women)

73.26 km, 7 laps of 10.47 km, winner: 2:09:23 - 33.97 km/h



Pos	Bib	Name	Team	Nat.	StateProv	City	Category	Age	Gender	License	UCI Code	Time	Gap	km/h	Lap 1	Lap 2	Lap 3	Lap 4	Lap 5	Lap 6	Lap 7
1	303	VAN VEELLEN, Julie	TripleShot Cycling Club		British Columbia	Oak Bay	35-39	39	Women	BC097053		2:09:23	0'00"	33.97	18:33	19:03	18:39	18:31	19:20	18:12	17:04
2	301	LEVESQUE, melanie	Independent	Canada	British Columbia	Vancouver	30-34	33	Women	BC097418	 CAN19830421	2:09:43	0'20"	33.88	18:33	19:04	18:40	18:30	19:20	18:13	17:25
3	300	ENESCU, Ana-Maria	Pender Racing	Canada	British Columbia	Vancouver	30-34	33	Women	BC097238	 CAN19830712	2:20:50	11'27"	31.21	18:52	19:25	20:50	19:52	20:37	20:44	20:31
DNS	302	GENAILLE, Lora	Independent	CANADA	British Columbia	Vancouver	35-39	38	Women	BC093167	 CAN19780520										

American Masters Games 2016-Road Race 1000

August 28, 2016

30-34 (Women)

73.26 km, 7 laps of 10.47 km, winner: 2:04:43 - 33.88 km/h


Pos	Bib	Name	Team	Nat.	StateProv	City	Category	Age	Gender	License	UCIcode	Time	Gap	km/h	Lap 1	Lap 2	Lap 3	Lap 4	Lap 5	Lap 6	Lap 7
1	301	LEVESQUE, melanie	Independent	Canada	British Columbia	Vancouver	30-34	33	Women	BC097418	 CAN19830421	2:09:43		33.88	18:33	19:04	18:40	18:30	19:20	18:13	17:25
2	300	ENESCU, Ana-Maria	Pender Racing	Canada	British Columbia	Vancouver	30-34	33	Women	BC097238	 CAN19830712	2:20:50	11'07"	31.21	18:52	19:25	20:50	19:52	20:37	20:44	20:31

American Masters Games 2016-Road Race 1000

August 28, 2016

35-39 (Women)

73.26 km, 7 laps of 10.47 km, winner: 2:04:23 - 33.97 km/h


Pos	Bib	Name	Team	Nat.	StateProv	City	Category	Age	Gender	License	UCICode	Time	Gap	km/h	Lap 1	Lap 2	Lap 3	Lap 4	Lap 5	Lap 6	Lap 7
1	303	VAN VEELLEN, Julie	Tripleshot Cycling Club		British Columbia	Oak Bay	35-39	39	Women	BC097053		2:09:23		33.97	18:33	19:03	18:39	18:31	19:20	18:12	17:04
DNS	302	GENAILLE, Lora	Independent	CANADA	British Columbia	Vancouver	35-39	38	Women	BC093167	 CAN19780520										

American Masters Games 2016-Road Race 1000

August 28, 2016

Women 40-54 (Women)

73.26 km, 7 laps of 10.47 km, winner: 2:09:24 - 33.97 km/h


Pos	Bib	Name	Team	Nat.	StateProv	City	Category	Age	Gender	License	UCIcode	Time	Gap	km/h	Lap 1	Lap 2	Lap 3	Lap 4	Lap 5	Lap 6	Lap 7	
1	304	BOVILL, Esta				Vancouver	40-44	41	Women	TEMP		2:09:24	0'00"	33.97	18:33	19:04	18:40	18:30	19:19	18:13	17:06	
2	307	SAUVE, Melanie	Gloutman Simpson Cycling	CANADA	BC	Richmond	40-44	43	Women	BC005055	 CAN19731105	2:10:08	0'44"	33.78	18:34	19:03	18:38	18:31	19:20	18:19	17:42	
3	310	BENNION, Laura				Calgary	45-49	46	Women	TEMP		2:20:46	11'22"	31.22	18:52	19:16	20:58	19:52	20:36	20:44	20:29	
4	312	STEELE, Cheryl				Vancouver	50-54	53	Women	TEMP		2:24:51	15'27"	30.35	19:51	20:25	20:39	20:59	21:02	20:53	21:02	
DNS	305	DOUGLAS, Dierdre	Academy			Vancouver	40-44	42	Women	TEMP												
DNS	308	HUGUET, Tammy				Surrey	40-44	43	Women	TEMP												

American Masters Games 2016-Road Race 1000

August 28, 2016

40-44 (Women)

73.26 km, 7 laps of 10.47 km, winner: 2:04:24 - 33.97 km/h

Pos	Bib	Name	Team	Nat.	StateProv	City	Category	Age	Gender	License	UCI Code	Time	Gap	km/h	Lap 1	Lap 2	Lap 3	Lap 4	Lap 5	Lap 6	Lap 7	
1	304	BOVILL, Esta				Vancouver	40-44	41	Women	TEMP		2:09:24		33.97	18:33	19:04	18:40	18:30	19:19	18:13	17:06	
2	307	SAUVE, Melanie	Glotman Simpson Cycling Academy	CANADA	BC	Richmond	40-44	43	Women	BC005055	 CAN19731105	2:10:08	0'44"	33.78	18:34	19:03	18:38	18:31	19:20	18:19	17:42	
DNS	305	DOUGLAS, Dierdre				Vancouver	40-44	42	Women	TEMP												
DNS	308	HUGUET, Tammy				Surrey	40-44	43	Women	TEMP												

American Masters Games 2016-Road Race 1000

August 28, 2016

45-49 (Women)

73.26 km, 7 laps of 10.47 km, winner: 2:15:46 - 31.22 km/h

Pos	Bib	Name	Team	Nat.	StateProv	City	Category	Age	Gender	License	UCI Code	Time	Gap	km/h	Lap 1	Lap 2	Lap 3	Lap 4	Lap 5	Lap 6	Lap 7
1	310	BENNION, Laura				Calgary	45-49	46	Women	TEMP		2:20:46		31.22	18:52	19:16	20:58	19:52	20:36	20:44	20:29

American Masters Games 2016-Road Race 1000

August 28, 2016

50-54 (Women)

73.26 km, 7 laps of 10.47 km, winner: 2:19:51 - 30.35 km/h





Pos	Bib	Name	Team	Nat.	StateProv	City	Category	Age	Gender	License	UCI Code	Time	Gap	km/h	Lap 1	Lap 2	Lap 3	Lap 4	Lap 5	Lap 6	Lap 7
1	312	STEELE, Cheryl				Vancouver	50-54	53	Women	TEMP		2:24:51		30.35	19:51	20:25	20:39	20:59	21:02	20:53	21:02

American Masters Games 2016-Hill Climb

August 29, 2016

Wave A (Men)

9.58 km, winner: 30:58 - 18.56 km/h



Pos	Bib	Name	Team	Nat.	StateProv	City	Category	Age	Gender	License	UCI Code	Time	Gap	km/h	Lap 1
1	6	BONIFACE, Brett	Pender Racing	CANADA	British Columbia	Surrey	35-39	36	Men	BC090316	 CAN19800815	30:58	0'00"	18.56	30:59
2	8	HENRY, Alejandro				Vancouver	35-39	38	Men	TEMP		31:48	0'50"	18.08	31:49
3	139	CONNER, Sean		CANADA			30-34	32	Men	TEMP	 CAN19840728	33:09	2'11"	17.34	33:10
4	1	BROWN, Neil	Pender Racing	CANADA	British Columbia	Vancouver	30-34	30	Men	BC094820	 CAN19861129	33:49	2'51"	17.00	33:50
DNS	2	DEL CAMPO VAZQUEZ, Deniel Eduardo				-	30-34	32	Men	TEMP					
DNS	9	DICKOUT, Dustin	Glotman Simpson Cycling	CANADA	British Columbia	Vancouver	35-39	38	Men	BC093137	 CAN19780322	"		"	

American Masters Games 2016-Hill Climb

August 29, 2016

30-34 (Men)

9.58 km, winner: 33:09 - 17.34 km/h



Pos	Bib	Name	Team	Nat.	StateProv	City	Category	Age	Gender	License	UCI Code	Time	Gap	km/h	Lap 1
1	139	CONNER, Sean		CANADA			30-34	32	Men	TEMP	 CAN19840728	33:09		17.34	33:10
2	1	BROWN, Neil	Pender Racing	CANADA	British Columbia	Vancouver	30-34	30	Men	BC094820	 CAN19861129	33:49	0'40"	17.00	33:50
DNS	2	DEL CAMPO VAZQUEZ, Deniel Eduardo				-	30-34	32	Men	TEMP					

American Masters Games 2016-Hill Climb

August 29, 2016

35-39 (Men)

9.58 km, winner: 30:58 - 18.56 km/h




Pos	Bib	Name	Team	Nat.	StateProv	City	Category	Age	Gender	License	UCI Code	Time	Gap	km/h	Lap 1
1	6	BONIFACE, Brett	Pender Racing	CANADA	British Columbia	Surrey	35-39	36	Men	BC090316	 CAN19800815	30:58		18.56	30:59
2	8	HENRY, Alejandro				Vancouver	35-39	38	Men	TEMP		31:48	0'50"	18.08	31:49
DNS	9	DICKOUT, Dustin	Glotman Simpson Cycling	CANADA	British Columbia	Vancouver	35-39	38	Men	BC093137	 CAN19780322				

American Masters Games 2016-Hill Climb

August 29, 2016

Wave B (Women)

9.58 km, winner: 32:02 - 17.95 km/h

Pos	Bib	Name	Team	Nat.	StateProv	City	Category	Age	Gender	License	UCI Code	Time	Gap	km/h	Lap 1	
1	303	VAN VEELLEN, Julie	Tripleshot Cycling Club		British Columbia	Oak Bay	35-39	39	Women	BC097053		32:02	0'00"	17.95	32:03	
2	304	BOVILL, Esta				Vancouver	40-44	41	Women	TEMP		32:58	0'56"	17.44	32:59	
3	301	LEVESQUE, melanie	Independent	Canada	British Columbia	Vancouver	30-34	33	Women	BC097418	 CAN19830421	35:23	3'21"	16.25	35:23	
4	302	GENAILLE, Lora	Independent	CANADA	British Columbia	Vancouver	35-39	38	Women	BC093167	 CAN19780520	36:36	4'34"	15.71	36:37	
5	300	ENESCU, Ana-Maria	Pender Racing Academy	Canada	British Columbia	Vancouver	30-34	33	Women	BC097238	 CAN19830712	40:41	8'39"	14.13	40:42	
DNS	305	DOUGLAS, Dierdre	Academy			Vancouver	40-44	42	Women	TEMP						
DNS	309	MARCOUX, Annick-Isabelle		canada		Outremont	45-49	46	Women	TEMP	 CAN19700227	"		"		

American Masters Games 2016-Hill Climb

August 29, 2016

30-34 (Women)

9.58 km, winner: 25:23 - 16.25 km/h

Pos	Bib	Name	Team	Nat.	StateProv	City	Category	Age	Gender	License	UCI Code	Time	Gap	km/h	Lap 1
1	301	LEVESQUE, melanie	Independent	Canada	British Columbia	Vancouver	30-34	33	Women	BC097418	 CAN19830421	35:23		16.25	35:23
2	300	ENESCU, Ana-Maria	Pender Racing	Canada	British Columbia	Vancouver	30-34	33	Women	BC097238	 CAN19830712	40:41	5'18"	14.13	40:42

American Masters Games 2016-Hill Climb

August 29, 2016

35-39 (Women)

9.58 km, winner: 22:02 - 17.95 km/h

Pos	Bib	Name	Team	Nat.	StateProv	City	Category	Age	Gender	License	UCI Code	Time	Gap	km/h	Lap 1
1	303	VAN VEELLEN, Julie	TripleShot Cycling Club		British Columbia	Oak Bay	35-39	39	Women	BC097053		32:02		17.95	32:03
2	302	GENAILLE, Lora	Independent	CANADA	British Columbia	Vancouver	35-39	38	Women	BC093167	 CAN19780520	36:36	4'34"	15.71	36:37

American Masters Games 2016-Hill Climb

August 29, 2016

40-44 (Women)


9.58 km, winner: 22:58 - 17.44 km/h

Pos	Bib	Name	Team	Nat.	StateProv	City	Category	Age	Gender	License	UCI Code	Time	Gap	km/h	Lap 1
1	304	BOVILL, Esta				Vancouver	40-44	41	Women	TEMP		32:58		17.44	32:59
DNS	305	DOUGLAS, Dierdre	Academy			Vancouver	40-44	42	Women	TEMP					

American Masters Games 2016-Hill Climb

August 29, 2016

45-49 (Women)

Pos	Bib	Name	Team	Nat.	StateProv	City	Category	Age	Gender	License	UCI Code	Time	Gap	Speed
DNS	309	MARCOUX, Annick-Isabelle		canada		Outremont	45-49	46	Women	TEMP	 CAN19700227			

American Masters Games 2016-Hill Climb

August 29, 2016

Wave C (Men)

9.58 km, winner: 28:00 - 20.54 km/h

Pos	Bib	Name	Team	Nat.	StateProv	City	Category	Age	Gender	License	UCI Code	Time	Gap	km/h	Lap 1
1	13	JOHNSON, Dave	Independent	CANADA	British Columbia	Vancouver	40-44	41	Men	BC091378	CAN19750225	28:00	0'00"	20.54	28:00
2	28	LOPERA, Maikey				Eugene	45-49	47	Men	TEMP		28:01	0'01"	20.52	28:01
3	18	JABLONSKI, Kelly	Just Giver 4PD	CANADA	British Columbia	Richmond	40-44	43	Men	BC090636	CAN19731205	28:04	0'04"	20.48	28:05
4	31	LITTLE, wayne	Interior Grasslands Cycling Club	canada	BC	Ashcroft	45-49	47	Men	BC097327	CAN19690414	28:23	0'23"	20.26	28:23
5	17	ROBERTSON, Michael	Pender Racing	CANADA	British Columbia	Vancouver	40-44	43	Men	BC093857	CAN19731128	29:05	1'05"	19.77	29:05
6	26	NORTHEY, Alexander	Escape Velocity pb Fortius		British Columbia	Vancouver	45-49	47	Men	BC090567		29:52	1'52"	19.25	29:52
7	33	YOUNG, Andrew				Harvie Heights	45-49	48	Men	TEMP		30:39	2'39"	18.76	30:39
8	32	MITTELHOLZER, Alejandro	AYM Bikes	Can	BC	Abbotsford	45-49	47	Men	TEMP	CAN19690302	30:51	2'51"	18.64	30:51
9	20	DIEBOLT, David				North Vancouver	40-44	44	Men	TEMP		32:23	4'23"	17.76	32:23
10	36	MITCHELL, Gary		Canada	British Columbia	Delta	45-49	49	Men	BC097482	CAN19670404	35:24	7'24"	16.24	35:24
11	15	CERVANTES HERNANDEZ, Felipe		canada		Richmond	40-44	42	Men	TEMP	CAN19740212	37:24	9'24"	15.37	37:25
DNS	16	REYES HERNANDEZ, Jose Ramon		canada		-	40-44	42	Men	TEMP	CAN19740107				
DNS	19	MUNNIS, John		Canada	British Columbia	West Vancouver	40-44	44	Men	BC097487	CAN19720622	"	"		
DNS	22	VAN DER SLAGT, Graham	Glotman Simpson Cycling	CANADA	British Columbia	Vancouver	45-49	45	Men	BC007006	CAN19710803	"	"		
DNS	23	AULD, Ian				Calgary	45-49	45	Men	TEMP		"	"		
DNS	27	DE CICCIO, Gerardo				Surrey	45-49	47	Men	TEMP		"	"		
DNS	35	ATTWELL, Andrew	Pro City Racing	CANADA	British Columbia	Victoria	45-49	48	Men	BC093620	CAN19680720	"	"		
DNS	37	KOBZAR, peter				North Vancouver	45-49	49	Men	TEMP		"	"		

American Masters Games 2016-Hill Climb

August 29, 2016

40-44 (Men)

9.58 km, winner: 08:00 - 20.54 km/h

Pos	Bib	Name	Team	Nat.	StateProv	City	Category	Age	Gender	License	UCI Code	Time	Gap	km/h	Lap 1
1	13	JOHNSON, Dave	Independent	CANADA	British Columbia	Vancouver	40-44	41	Men	BC091378	 CAN19750225	28:00		20.54	28:00
2	18	JABLONSKI, Kelly	Just Giver 4PD	CANADA	British Columbia	Richmond	40-44	43	Men	BC090636	 CAN19731205	28:04	0'04"	20.48	28:05
3	17	ROBERTSON, Michael	Pender Racing	CANADA	British Columbia	Vancouver	40-44	43	Men	BC093857	 CAN19731128	29:05	1'05"	19.77	29:05
4	20	DIEBOLT, David				North Vancouver	40-44	44	Men	TEMP		32:23	4'23"	17.76	32:23
5	15	CERVANTES HERNANDEZ, Felipe		canada		Richmond	40-44	42	Men	TEMP	 CAN19740212	37:24	9'24"	15.37	37:25
DNS	16	REYES HERNANDEZ, Jose Ramon		canada		-	40-44	42	Men	TEMP	 CAN19740107				
DNS	19	MUNNIS, John		Canada	British Columbia	West Vancouver	40-44	44	Men	BC097487	 CAN19720622		"		"

American Masters Games 2016-Hill Climb

August 29, 2016

45-49 (Men)

9.58 km, winner: 08:01 - 20.52 km/h

Pos	Bib	Name	Team	Nat.	StateProv	City	Category	Age	Gender	License	UCI Code	Time	Gap	km/h	Lap 1
1	28	LOPERA, Maikey				Eugene	45-49	47	Men	TEMP		28:01		20.52	28:01
2	31	LITTLE, wayne	Interior Grasslands Cycling Club	canada	BC	Ashcroft	45-49	47	Men	BC097327	 CAN19690414	28:23	0'22"	20.26	28:23
3	26	NORTHEY, Alexander	Escape Velocity pb Fortius		British Columbia	Vancouver	45-49	47	Men	BC090567		29:52	1'51"	19.25	29:52
4	33	YOUNG, Andrew				Harvie Heights	45-49	48	Men	TEMP		30:39	2'38"	18.76	30:39
5	32	MITTELHOLZER, Alejandro	AYM Bikes	Can	BC	Abbotsford	45-49	47	Men	TEMP	 CAN19690302	30:51	2'50"	18.64	30:51
6	36	MITCHELL, Gary		Canada	British Columbia	Delta	45-49	49	Men	BC097482	 CAN19670404	35:24	7'23"	16.24	35:24
DNS	22	VAN DER SLAGT, Graham	Glotman Simpson Cycling	CANADA	British Columbia	Vancouver	45-49	45	Men	BC007006	 CAN19710803				
DNS	23	AULD, Ian				Calgary	45-49	45	Men	TEMP		"		"	
DNS	27	DE CICCIO, Gerardo				Surrey	45-49	47	Men	TEMP		"		"	
DNS	35	ATTWELL, Andrew	Pro City Racing	CANADA	British Columbia	Victoria	45-49	48	Men	BC093620	 CAN19680720	"		"	
DNS	37	KOBZAR, peter				North Vancouver	45-49	49	Men	TEMP		"		"	

American Masters Games 2016-Hill Climb

August 29, 2016

50-54 (Men)

9.58 km, winner: 29:09 - 19.72 km/h

Pos	Bib	Name	Team	Nat.	StateProv	City	Category	Age	Gender	License	UCI Code	Time	Gap	km/h	Lap 1
1	45	ARMSTRONG, William		CANADA	BC	Kamloops	50-54	51	Men	BC006264	CAN19651011	29:09	0'00"	19.72	29:09
2	54	CATHCART, Jaime		CANADA	BC	Richmond	50-54	53	Men	BC002796	CAN19631030	"	"	"	29:09
3	52	TUOVINEN, Andrew	SpeedTheory.ca	CANADA	BC	Vancouver	50-54	53	Men	BC006551	CAN19630307	32:14	3'05"	17.84	32:14
4	41	HUENEMANN, Geoff		CANADA	BC	Vancouver	50-54	51	Men	BC007336	CAN19650425	34:34	5'25"	16.63	34:35
5	42	MCAULEY, Steven				Vancouver	50-54	51	Men	TEMP		36:27	7'18"	15.77	36:27
6	40	FALKOWSKY, graeme		canada	British Columbia	Vancouver	50-54	50	Men	BC004159	CAN19660701	36:52	7'43"	15.59	36:53
7	49	BOREEN, Sheldon	Daryl Evans Racing	CANADA	BC	Delta	50-54	52	Men	BC000441	CAN19641212	37:19	8'10"	15.41	37:19
8	61	FERRIS, Tim				Spruce Grove	50-54	54	Men	TEMP		41:23	12'14"	13.89	41:23
9	53	SHMOORKOFF, Jeff				Edmonton	50-54	53	Men	TEMP		43:49	14'40"	13.12	43:49
10	51	SIKHAKHANE, Arnold		Canada		Surrey	50-54	53	Men	TEMP	CAN19630201	58:38	29'29"	9.81	58:38
DNS	39	PELLETIER, Michel	Vancouver Velo Vets Cycling Club	CANADA	British Columbia	Vancouver	50-54	50	Men	BC007107	CAN19661119				
DNS	43	CAMERON, Robert		CANADA	BC	Saanich	50-54	51	Men	BC003019	CAN19650326				
DNS	56	ELEITER, Glenn				Vancouver	50-54	53	Men	TEMP					
DNS	58	DESROCHES, Jim	Glottman Simpson Cycling	CANADA	British Columbia	Kitsilano	50-54	54	Men	BC004492	CAN19620504				
DNS	59	HAGENSEN, Doug		canada		Bellingham	50-54	54	Men	TEMP	CAN19620314				
DNS	60	INGRAM, Ken		CANADA	BC	North Vancouver	50-54	54	Men	BC007297	CAN19621231				
DNS	141	MORREY, Rick		CANADA			50-54	52	Men	TEMP	CAN19641129				

American Masters Games 2016-Hill Climb

August 29, 2016

55-59 (Men)

9.58 km, winner: 29:58 - 19.19 km/h

Pos	Bib	Name	Team	Nat.	StateProv	City	Category	Age	Gender	License	UCICode	Time	Gap	km/h	Lap 1
1	86	MARSH, Brian		CANADA	BC	Castlegar	55-59	59	Men	BC090165	CAN19570225	29:58	0'00"	19.19	29:58
2	63	WAKELIN, Tony	IRC p/b Robert Cameron Law	CANADA	British Columbia	Victoria	55-59	55	Men	BC003259	CAN19610622	30:01	0'03"	19.15	30:02
3	67	TAYLOR, Paul	Island Racing Club p/b Robert Cameron Law	CANADA	British Columbia	Victoria	55-59	55	Men	BC090464	CAN19610410	"	"	"	30:02
4	72	BEIRNE, David				Tucson	55-59	56	Men	TEMP		"	"	"	30:02
5	62	ORR, Sheldon		CANADA	BC	Surrey	55-59	55	Men	BC003705	CAN19610519	30:05	0'07"	19.11	30:05
6	88	BRENNAN, Barry	Mighty Cycling	CANADA	British Columbia	Vancouver	55-59	59	Men	BC006314	CAN19570123	33:41	3'43"	17.07	33:41
7	73	HAWBOLDT, Robert				Saskatoon	55-59	56	Men	TEMP		35:54	5'56"	16.01	35:55
8	83	ALLINA, Michael				New Westminser	55-59	58	Men	TEMP		37:12	7'14"	15.46	37:12
9	78	WASILIEW, Wayne				North Vancouver	55-59	57	Men	TEMP		38:19	8'21"	15.00	38:20
10	87	LAMB, Andy				Red Deer	55-59	59	Men	TEMP		40:23	10'25"	14.24	40:23
11	82	CECCON, Allan		Canada		Castlegar	55-59	58	Men	TEMP	CAN19581201	41:14	11'16"	13.94	41:14
12	89	JOHNSTON, David		canada		Calgary	55-59	59	Men	TEMP	CAN19570409	42:05	12'07"	13.66	42:05
13	68	LANGE, Torsten				Frankfurt	55-59	55	Men	TEMP		44:26	14'28"	12.94	44:27
DNS	70	TSEDENDAMBA, Ganbold				Mill Creek	55-59	56	Men	TEMP		"	"	"	"
DNS	71	RUSTON, Howard				Corman Park	55-59	56	Men	TEMP		"	"	"	"
DNS	76	GEORGE, Andy			British Columbia	Surrey	55-59	57	Men	BC008820		"	"	"	"
DNS	81	DUNNISON, David	Musette Racing	CANADA	British Columbia	Surrey	55-59	58	Men	BC091395	CAN19581008	"	"	"	"
DNS	84	WEBB, Dave		canada		Surrey	55-59	58	Men	TEMP	CAN19580613	"	"	"	"
DNS	85	BIEBER, Allan				Spring Hill	55-59	58	Men	TEMP		"	"	"	"
DNS	90	PALLONE, Greg		CANADA	BC	West Vancouver	55-59	59	Men	BC000156	CAN19570128	"	"	"	"

American Masters Games 2016-Hill Climb

August 29, 2016

Wave F (Women)

9.58 km, winner: 34:56 - 16.46 km/h

Pos	Bib	Name	Team	Nat.	StateProv	City	Category	Age	Gender	License	UCI Code	Time	Gap	km/h	Lap 1
1	322	WELLER, JANE	Atomic Racing	CANADA	British Columbia	North Vancouver	60-64	60	Women	BC007516	 CAN19560405	34:56	0'00"	16.46	34:57
2	325	STEDMAN, Martha				Tucson	60-64	63	Women	TEMP		35:23	0'27"	16.25	35:24
3	321	MORRIS, Barbara		CANADA	British Columbia	Vancouver	60-64	60	Women	BC090742	 CAN19560818	35:44	0'48"	16.09	35:44
4	320	TITUS, Dawn				Whistler	55-59	58	Women	TEMP		36:06	1'10"	15.92	36:07
5	318	GREY, Lisa				Harvie Heights	55-59	57	Women	TEMP		37:51	2'55"	15.19	37:51
6	313	DRINNAN, Sue		Canada		North Vancouver	55-59	55	Women	TEMP	 CAN19610718	38:42	3'46"	14.86	38:42
7	312	STEELE, Cheryl				Vancouver	50-54	53	Women	TEMP		39:40	4'44"	14.49	39:41
8	316	TROUT, Marilyn				Colorado Springs	55-59	56	Women	TEMP		41:08	6'12"	13.98	41:08
9	329	DAVIES, Barbara	Jubilee Racing	Canada	BC	Burnaby	65-69	68	Women	BC007010	 CAN19481119	42:14	7'18"	13.62	42:14
10	323	CONEY, Ingrid				Ottawa	60-64	61	Women	TEMP		42:38	7'42"	13.49	42:38
11	317	BONGA, Anna		CANADA	British Columbia	Burnaby	55-59	56	Women	BC000549	 CAN19600722	45:36	10'40"	12.61	45:36
12	327	MITCHELL, Sharon		CANADA	BC	Abbotsford	65-69	67	Women	BC007594	 CAN19490211	47:13	12'17"	12.18	47:13
13	324	MCNAMARA, Catherine				Santa Monica	60-64	61	Women	TEMP		49:15	14'19"	11.67	49:15
14	330	SPIRES, Sally				West Vancouver	70-74	70	Women	TEMP		49:21	14'25"	11.65	49:22
15	311	GAZLEY, Jan		canada		Richmond	50-54	51	Women	TEMP	 CAN19650903	55:31	20'35"	10.36	55:31
16	319	WEBB, Rozemary				Surrey	55-59	58	Women	TEMP		1:07:16	32'20"	8.55	1:07:16
DNS	315	KORNUTIAK, Terry	Vancouver Velo Vets Cycling Club	CANADA	British Columbia	Vancouver	55-59	56	Women	BC000716	 CAN19600522				

American Masters Games 2016-Hill Climb

August 29, 2016

50-54 (Women)

9.58 km, winner: -10:20 - 14.49 km/h

Pos	Bib	Name	Team	Nat.	StateProv	City	Category	Age	Gender	License	UCI Code	Time	Gap	km/h	Lap 1
1	312	STEELE, Cheryl				Vancouver	50-54	53	Women	TEMP		39:40		14.49	39:41
2	311	GAZLEY, Jan		canada		Richmond	50-54	51	Women	TEMP	 CAN19650903	55:31	15'51"	10.36	55:31

American Masters Games 2016-Hill Climb

August 29, 2016

55-59 (Women)

9.58 km, winner: -13:54 - 15.92 km/h

Pos	Bib	Name	Team	Nat.	StateProv	City	Category	Age	Gender	License	UCI Code	Time	Gap	km/h	Lap 1
1	320	TITUS, Dawn				Whistler	55-59	58	Women	TEMP		36:06		15.92	36:07
2	318	GREY, Lisa				Harvie Heights	55-59	57	Women	TEMP		37:51	1'45"	15.19	37:51
3	313	DRINNAN, Sue		Canada		North Vancouver	55-59	55	Women	TEMP	 CAN19610718	38:42	2'36"	14.86	38:42
4	316	TROUT, Marilyn				Colorado Springs	55-59	56	Women	TEMP		41:08	5'02"	13.98	41:08
5	317	BONGA, Anna		CANADA	British Columbia	Burnaby	55-59	56	Women	BC000549	 CAN19600722	45:36	9'30"	12.61	45:36
6	319	WEBB, Rozemary				Surrey	55-59	58	Women	TEMP		1:07:16	31'10"	8.55	1:07:16
DNS	315	KORNUTIAK, Terry	Vancouver Velo Vets Cycling Club	CANADA	British Columbia	Vancouver	55-59	56	Women	BC000716	 CAN19600522				

American Masters Games 2016-Hill Climb

August 29, 2016

60-64 (Women)

9.58 km, winner: -15:04 - 16.46 km/h



Pos	Bib	Name	Team	Nat.	StateProv	City	Category	Age	Gender	License	UCI Code	Time	Gap	km/h	Lap 1
1	322	WELLER, JANE	Atomic Racing	CANADA	British Columbia	North Vancouver	60-64	60	Women	BC007516	 CAN19560405	34:56		16.46	34:57
2	325	STEDMAN, Martha				Tucson	60-64	63	Women	TEMP		35:23	0'27"	16.25	35:24
3	321	MORRIS, Barbara		CANADA	British Columbia	Vancouver	60-64	60	Women	BC090742	 CAN19560818	35:44	0'48"	16.09	35:44
4	323	CONEY, Ingrid				Ottawa	60-64	61	Women	TEMP		42:38	7'42"	13.49	42:38
5	324	MCNAMARA, Catherine				Santa Monica	60-64	61	Women	TEMP		49:15	14'19"	11.67	49:15

American Masters Games 2016-Hill Climb

August 29, 2016

65-69 (Women)

9.58 km, winner: -07:46 - 13.62 km/h

Pos	Bib	Name	Team	Nat.	StateProv	City	Category	Age	Gender	License	UCI Code	Time	Gap	km/h	Lap 1
1	329	DAVIES, Barbara	Jubilee Racing	Canada	BC	Burnaby	65-69	68	Women	BC007010	 CAN19481119	42:14		13.62	42:14
2	327	MITCHELL, Sharon		CANADA	BC	Abbotsford	65-69	67	Women	BC007594	 CAN19490211	47:13	4'59"	12.18	47:13

American Masters Games 2016-Hill Climb

August 29, 2016

70-74 (Women)

9.58 km, winner: -00:39 - 11.65 km/h

Pos	Bib	Name	Team	Nat.	StateProv	City	Category	Age	Gender	License	UCI Code	Time	Gap	km/h	Lap 1
1	330	SPIRES, Sally				West Vancouver	70-74	70	Women	TEMP		49:21		11.65	49:22

American Masters Games 2016-Hill Climb

August 29, 2016

60-64 (Men)

9.58 km, winner: 29:56 - 19.21 km/h

Pos	Bib	Name	Team	Nat.	StateProv	City	Category	Age	Gender	License	UCI Code	Time	Gap	km/h	Lap 1
1	93	BUYS, francis	Glotman Simpson Cycling	CANADA	British Columbia	North Vancouver	60-64	60	Men	BC090848	CAN19560527	29:56	0'00"	19.21	29:56
2	94	LANG, Robert	No team	CANADA	British Columbia	Delta	60-64	60	Men	BC000787	CAN19560614	32:02	2'06"	17.95	32:02
3	97	SIMPSON, Bob				Quesnel	60-64	60	Men	TEMP		32:04	2'08"	17.93	32:05
4	100	HAGEN, Mike		Canada	British Columbia	Burnaby	60-64	60	Men	BC008442	CAN19560428	"	"	"	32:05
5	114	HOLLANDS, Terry				Winnipeg	60-64	64	Men	TEMP		32:17	2'21"	17.81	32:18
6	99	GARLEPP, Zman				Van.	60-64	60	Men	TEMP		36:59	7'03"	15.54	37:00
7	96	FEDERICO, Enzo				Squamish	60-64	60	Men	TEMP		37:38	7'42"	15.28	37:38
8	112	ADAMS, Michael		CANADA	BC	Nelson	60-64	63	Men	BC002489	CAN19530401	39:57	10'01"	14.39	39:58
9	95	OLEINYK, Carl				Edmonton	60-64	60	Men	TEMP		40:27	10'31"	14.21	40:28
10	111	PETERSON, Clayton				Kamloops	60-64	63	Men	TEMP		47:03	17'07"	12.22	47:04
11	108	GONZALEZ, Alexander				Calle Japon	60-64	61	Men	TEMP		48:16	18'20"	11.91	48:16
DNS	102	CAMERON, Chris	Mid Island Velo Association	CANADA	British Columbia	Lantzville	60-64	60	Men	BC008228	CAN19561027				
DNS	103	VAN DOORN, Frank				Cremona	60-64	60	Men	TEMP		"	"	"	"
DNS	104	ALLEN, Michael				Vancouver	60-64	61	Men	TEMP		"	"	"	"
DNS	105	CRETNEY, Ken				Vancouver	60-64	61	Men	TEMP		"	"	"	"
DNS	106	MACDOUGALL, Wayne				Vancouver	60-64	61	Men	TEMP		"	"	"	"
DNS	109	SAWATZKY, Brian				Saskatoon	60-64	62	Men	TEMP		"	"	"	"
DNS	110	NESTERSKI, Michael		CANADA	British Columbia	Blue River	60-64	62	Men	BC000474	CAN19540324	"	"	"	"

American Masters Games 2016-Hill Climb

August 29, 2016

65-69 (Men)

9.58 km, winner: 33:09 - 17.34 km/h



Pos	Bib	Name	Team	Nat.	StateProv	City	Category	Age	Gender	License	UCI Code	Time	Gap	km/h	Lap 1
1	124	WARNOCK, John		CANADA	British Columbia	Vancouver	65-69	67	Men	BC092039	 CAN19491108	33:09	0'00"	17.34	33:09
2	123	BURKE, Clive				Edmonton	65-69	67	Men	TEMP		38:40	5'31"	14.87	38:41
3	119	FEENSTRA, Ted	Glotman Simpson Cycling		British Columbia	Vancouver	65-69	66	Men	BC007172		"	"	"	38:41
4	125	BOSMAN, Herman		CANADA	BC	Burnaby	65-69	68	Men	BC007174	 CAN19480610	38:59	5'50"	14.75	38:59
5	126	MITCHELL, Paul				Vancouver	65-69	68	Men	TEMP		39:26	6'17"	14.58	39:26
6	130	CROSS, Don		canada		Edmonton	65-69	69	Men	TEMP	 CAN19471109	45:32	12'23"	12.63	45:33
DNS	118	GALLAGHER, Robert		CANADA	BC	Vancouver	65-69	65	Men	BC001642	 CAN19510225				
DNS	122	MORRISON, Raymond		CANADA	BC	Kelowna	65-69	67	Men	BC000242	 CAN19490512	"	"	"	"

American Masters Games 2016-Hill Climb

August 29, 2016

Wave I (Men)

9.58 km, winner: 43:58 - 13.08 km/h

Pos	Bib	Name	Team	Nat.	StateProv	City	Category	Age	Gender	License	UCI Code	Time	Gap	km/h	Lap 1
1	133	D'ARCY, Thomas	Escape Velocity pb Fortius	CANADA	BC	Vancouver	70-74	71	Men	BC091070	 CAN19451110	43:58	0'00"	13.08	43:58
2	134	DUFFICY, Anthony				Kamloops	70-74	71	Men	TEMP		47:25	3'27"	12.12	47:26
3	136	LUKICH, Michael				Santa Monica	75-79	76	Men	TEMP		47:48	3'50"	12.03	47:49
4	138	NICHOLLS, Richard				Delta	80+	80	Men	TEMP		52:15	8'17"	11.00	52:16
5	137	EVANS, Andy				Surrey	75-79	78	Men	TEMP		52:37	8'39"	10.93	52:37
6	132	ACHESON, Daniel				Edmonton	70-74	70	Men	TEMP		53:01	9'03"	10.84	53:02
DNS	131	NOONAN, James		canada		Vancouver	70-74	70	Men	TEMP	 CAN19460627				

American Masters Games 2016-Hill Climb

August 29, 2016

70-74 (Men)

9.58 km, winner: -36:02 - 13.08 km/h

Pos	Bib	Name	Team	Nat.	StateProv	City	Category	Age	Gender	License	UCI Code	Time	Gap	km/h	Lap 1
1	133	D'ARCY, Thomas	Escape Velocity pb Fortius	CANADA	BC	Vancouver	70-74	71	Men	BC091070	 CAN19451110	43:58		13.08	43:58
2	134	DUFFICY, Anthony				Kamloops	70-74	71	Men	TEMP		47:25	3'27"	12.12	47:26
3	132	ACHESON, Daniel				Edmonton	70-74	70	Men	TEMP		53:01	9'03"	10.84	53:02
DNS	131	NOONAN, James		canada		Vancouver	70-74	70	Men	TEMP	 CAN19460627				

American Masters Games 2016-Hill Climb

August 29, 2016

75-79 (Men)

9.58 km, winner: -32:12 - 12.03 km/h

Pos	Bib	Name	Team	Nat.	StateProv	City	Category	Age	Gender	License	UCIcode	Time	Gap	km/h	Lap 1
1	136	LUKICH, Michael				Santa Monica	75-79	76	Men	TEMP		47:48		12.03	47:49
2	137	EVANS, Andy				Surrey	75-79	78	Men	TEMP		52:37	4'49"	10.93	52:37

American Masters Games 2016-Hill Climb

August 29, 2016

80+ (Men)

9.58 km, winner: -27:45 - 11.00 km/h

Pos	Bib	Name	Team	Nat.	StateProv	City	Category	Age	Gender	License	UCI Code	Time	Gap	km/h	Lap 1
1	138	NICHOLLS, Richard				Delta	80+	80	Men	TEMP		52:15		11.00	52:16

American Masters Games 2016-Road Race 700

August 28, 2016

Wave A (Men)

62.80 km, 6 laps of 10.47 km, winner: 1:38:34 - 38.22 km/h

Pos	Bib	Name	Team	Nat.	StateProv	City	Category	Age	Gender	License	UCI Code	Time	Gap	km/h	Lap 1	Lap 2	Lap 3	Lap 4	Lap 5	Lap 6
1	63	WAKELIN, Tony	IRC p/b Robert Cameron Law	CANADA	British Columbia	Victoria	55-59	55	Men	BC003259	HC CAN19610622	1:38:34	0'00"	38.22	17:26	15:20	15:43	15:44	16:39	17:44
2	67	TAYLOR, Paul	Island Racing Club p/b Robert Cameron Law	CANADA	British Columbia	Victoria	55-59	55	Men	BC090464	HC CAN19610410	"	"	"	17:22	15:23	15:41	15:38	16:46	17:45
3	86	MARSH, Brian		CANADA	BC	Castlegar	55-59	59	Men	BC090165	HC CAN19570225	"	"	"	17:25	15:19	15:44	15:44	16:39	17:44
4	72	BEIRNE, David				Tucson	55-59	56	Men	TEMP	"	1:38:36	0'02"	38.21	17:26	15:20	15:43	15:45	16:38	17:44
5	62	ORR, Sheldon		CANADA	BC	Surrey	55-59	55	Men	BC003705	HC CAN19610519	"	"	"	17:26	15:20	15:41	15:46	16:39	17:45
6	124	WARNOCK, John		CANADA	British Columbia	Vancouver	65-69	67	Men	BC092039	HC CAN19491108	1:38:38	0'04"	38.20	17:26	15:20	15:43	15:44	16:38	17:46
7	75	PHILLIPS, Ken	Glotman Simpson Cycling	CANADA	British Columbia	West Vancouver	55-59	56	Men	BC092315	HC CAN19600114	1:42:10	3'36"	36.87	17:25	15:40	17:20	17:16	17:30	17:00
8	81	DUNNISON, David	Musette Racing	CANADA	British Columbia	Surrey	55-59	58	Men	BC091395	HC CAN19581008	1:42:38	4'04"	36.71	17:27	15:40	17:18	17:16	17:29	17:28
9	73	HAWBOLDT, Robert				Saskatoon	55-59	56	Men	TEMP	"	1:43:27	4'53"	36.42	17:39	16:39	17:11	17:16	17:39	17:04
10	94	LANG, Robert	No team	CANADA	British Columbia	Delta	60-64	60	Men	BC000787	HC CAN19560614	"	"	"	17:41	16:37	17:11	17:16	17:40	17:05
11	114	HOLLANDS, Terry				Winnipeg	60-64	64	Men	TEMP	"	"	"	"	17:40	16:37	17:12	17:15	17:38	17:07
12	100	HAGEN, Mike		Canada	British Columbia	Burnaby	60-64	60	Men	BC008442	HC CAN19560428	"	"	"	17:42	16:36	17:11	17:15	17:40	17:07
13	69	DAVEY, Gregory				North Vancouver	55-59	56	Men	TEMP	"	1:44:03	5'29"	36.21	17:35	16:41	17:13	17:15	17:38	17:41
14	76	GEORGE, Andy				Surrey	55-59	57	Men	BC008820	"	1:44:19	5'45"	36.12	17:39	16:39	17:11	17:16	17:40	17:55
15	64	HEILBRON, Brett				Vancouver	55-59	55	Men	TEMP	"	1:45:15	6'41"	35.80	17:39	16:51	17:40	17:30	18:07	17:26
16	107	VAN GAANS, Gerry		Canada		Coquitlam	60-64	61	Men	TEMP	HC CAN19550119	"	"	"	18:05	16:47	17:19	17:32	18:07	17:26
17	112	ADAMS, Michael		CANADA	BC	Nelson	60-64	63	Men	BC002489	HC CAN19530401	"	"	"	18:04	16:46	17:20	17:31	18:08	17:28
18	119	FEENSTRA, Ted	Glotman Simpson Cycling		British Columbia	Vancouver	65-69	66	Men	BC007172	"	"	"	"	18:01	16:50	17:20	17:31	18:07	17:28
19	83	ALLINA, Michael				New Westminster	55-59	58	Men	TEMP	"	"	"	"	17:39	17:13	17:19	17:31	18:08	17:27
20	99	GARLEPP, Zman				Van.	60-64	60	Men	TEMP	"	"	"	"	18:03	16:46	17:20	17:32	18:08	17:28
21	123	BURKE, Clive				Edmonton	65-69	67	Men	TEMP	"	"	"	"	18:03	16:49	17:19	17:31	18:07	17:28
22	88	BRENNAN, Barry	Mighty Cycling	CANADA	British Columbia	Vancouver	55-59	59	Men	BC006314	HC CAN19570123	1:45:18	6'44"	35.78	18:03	16:47	17:21	17:30	18:08	17:31
23	97	SIMPSON, Bob				Quesnel	60-64	60	Men	TEMP	"	1:45:20	6'46"	35.77	18:01	16:50	17:20	17:30	18:08	17:31
24	79	ALFANO, Giovanni				New Westminster	55-59	57	Men	BC097278	"	1:45:31	6'57"	35.71	18:03	16:48	17:18	17:32	18:07	17:42
25	104	ALLEN, Michael				Vancouver	60-64	61	Men	TEMP	"	1:46:06	7'32"	35.51	18:02	16:51	17:18	17:32	18:06	18:16
26	120	BIRON, Claude				Vancouver	65-69	66	Men	TEMP	"	1:49:04	10'30"	34.54	18:04	16:48	17:20	17:30	18:30	20:51
27	74	NICHINI, Carlo		canada		Vancouver	55-59	56	Men	TEMP	HC CAN19600728	1:51:45	13'11"	33.72	18:03	17:11	18:55	18:56	19:03	19:36
28	65	MCCOMB, Garry				Vancouver	55-59	55	Men	TEMP	"	1:54:59	16'25"	32.77	18:18	19:01	19:43	19:18	19:53	18:46
29	142	SIMPSON, Rick		CANADA			65-69	67	Men	TEMP	HC CAN19490901	"	"	"	18:26	18:54	19:43	19:18	19:53	18:46
30	108	GONZALEZ, Alexander				Calle Japon	60-64	61	Men	TEMP	"	1:55:16	16'42"	32.68	19:07	18:55	19:14	19:03	19:54	19:02
31	68	LANG, Torsten				Frankfurt	55-59	55	Men	TEMP	"	"	"	"	18:25	18:54	19:43	19:17	19:54	19:06
32	116	ROBINSON, Duncan				Langely	65-69	65	Men	TEMP	"	1:55:19	16'45"	32.67	18:41	18:37	19:45	19:18	19:52	19:07
33	126	MITCHELL, Paul				Vancouver	65-69	68	Men	TEMP	"	"	"	"	18:34	18:45	19:42	19:17	19:53	19:07
34	133	D'ARCY, Thomas	Escape Velocity pb Fortius	CANADA	BC	Vancouver	70-74	71	Men	BC091070	HC CAN19451110	"	"	"	18:53	19:10	19:15	19:01	19:55	19:07
35	87	LAMB, Andy				Red Deer	55-59	59	Men	TEMP	"	"	"	"	18:02	17:31	19:40	19:37	20:10	20:21
36	82	CECCON, Allan		Canada		Castlegar	55-59	58	Men	TEMP	HC CAN19581201	1:55:21	16'47"	32.66	18:26	18:54	19:43	19:17	19:54	19:08
37	70	TSEDENDAMBA, Ganbold				Mill Creek	55-59	56	Men	TEMP	"	1:55:56	17'22"	32.50	18:04	17:55	21:04	19:15	19:55	19:44
38	91	MALLEY, Kimberley James Richard				Surrey	60-64	60	Men	TEMP	"	1:56:20	17'46"	32.39	18:30	18:49	19:43	19:15	20:09	19:53
39	125	BOSMAN, Herman		CANADA	BC	Burnaby	65-69	68	Men	BC007174	HC CAN19480610	1:56:21	17'47"	32.38	18:36	19:26	19:15	19:03	20:08	19:53
40	77	LLOYD, Richard				Pitt Meadows	55-59	57	Men	TEMP	"	2:00:19	21'45"	31.38	18:56	19:49	20:35	20:19	20:22	
41	89	JOHNSTON, David		canada		Calgary	55-59	59	Men	TEMP	HC CAN19570409	2:00:16	21'42"	31.38	19:08	18:57	19:41	21:20	20:57	
42	117	THOMAS, Duff		CANADA	BC	Surrey	65-69	65	Men	BC002803	HC CAN19510401	2:00:18	21'44"	31.38	19:07	19:22	20:52	20:19	20:24	
43	103	VAN DOORN, Frank				Cremona	60-64	60	Men	TEMP	"	2:02:52	24'18"	30.70	19:52	19:44	20:43	20:48	21:10	
44	106	MACDOUGALL, Wayne				Vancouver	60-64	61	Men	TEMP	"	2:03:31	24'57"	30.56	19:40	19:56	20:43	20:49	21:38	
45	111	PETERSON, Clayton				Kamloops	60-64	63	Men	TEMP	"	2:10:19	31'45"	29.02	19:42	21:53	22:12	21:51	22:33	
46	138	NICHOLLS, Richard				Delta	80+	80	Men	TEMP	"	2:11:51	33'17"	28.65	20:32	21:49	21:54	22:40	22:40	
47	134	DUFFICY, Anthony				Kamloops	70-74	71	Men	TEMP	"	2:16:34	38'00"	27.67	20:58	22:38	22:49	23:38	23:25	
48	127	MCNEILL, Neil				Surrey	65-69	69	Men	TEMP	"	2:17:18	38'44"	27.48	22:01	22:00	23:00	23:40	23:34	
49	95	OLEINYK, Carl				Edmonton	60-64	60	Men	TEMP	"	2:19:29	40'55"	27.22	18:42	19:20	19:14	19:03	39:02	
50	113	ROBERTSON, Roy				Vancouver	60-64	63	Men	TEMP	"	2:19:37	41'03"	27.21	18:25	18:53	19:43	19:17	39:04	
51	135	FRIEDT, David				Mercer Island	70-74	71	Men	TEMP	"	2:20:46	42'12"	26.97	18:52	19:10	19:14	19:02	40:05	
52	136	LUKICH, Michael				Santa Monica	75-79	76	Men	TEMP	"	2:21:35	43'01"	26.63	23:14	23:28	23:49	24:03	23:22	
53	132	ACHESON, Daniel				Edmonton	70-74	70	Men	TEMP	"	2:21:41	43'07"	26.61	23:11	23:30	23:54	24:00	23:25	
54	137	EVANS, Andy				Surrey	75-79	78	Men	TEMP	"	2:23:36	45'02"	26.26	23:17	23:54	23:47	24:04	24:30	
55	129	HARTNETT, Tony				Auckland	65-69	69	Men	TEMP	"	3:03:53	1h25'19"	20.70	27:29	30:00	31:56	31:55		
56	101	WILKINGS, Steven				Vancouver	60-64	60	Men	TEMP	"	3:11:00	1h32'26"	20.16	30:06	32:11				
57	130	CROSS, Don		canada		Edmonton	65-69	69	Men	TEMP	HC CAN19471109	2:12:10	33'36"	28.51	22:02					
DNS	66	GALLAGHER, Joe				North Vancouver	55-59	55	Men	TEMP	"	"	"	"	"	"	"	"	"	"
DNS	71	RUSTON, Howard				Corman Park	55-59	56	Men	TEMP	"	"	"	"	"	"	"	"	"	"
DNS	78	WASILIEW, Wayne				North Vancouver	55-59	57	Men	TEMP	"	"	"	"	"	"	"	"	"	"
DNS	84	WEBB, Dave		canada		Surrey	55-59	58	Men	TEMP	HC CAN19580613	"	"	"	"	"	"	"	"	"
DNS	90	PALLONE, Greg		CANADA	BC	West Vancouver	55-59	59	Men	BC000156	HC CAN19570128	"	"	"	"	"	"	"	"	"
DNS	93	BUYS, francis	Glotman Simpson Cycling	CANADA	British Columbia	North Vancouver	60-64	60	Men	BC090										

American Masters Games 2016-Road Race 700

August 28, 2016

55-59 (Men)

62.80 km, 6 laps of 10.47 km, winner: 1:38:34 - 38.22 km/h

Pos	Bib	Name	Team	Nat.	StateProv	City	Category	Age	Gender	License	UCI Code	Time	Gap	km/h	Lap 1	Lap 2	Lap 3	Lap 4	Lap 5	Lap 6
1	63	WAKELIN, Tony	IRC p/b Robert Cameron Law	CANADA	British Columbia	Victoria	55-59	55	Men	BC003259	CAN19610622	1:38:34		38.22	17:26	15:20	15:43	15:44	16:39	17:44
2	67	TAYLOR, Paul	Island Racing Club p/b Robert Cameron Law	CANADA	British Columbia	Victoria	55-59	55	Men	BC090464	CAN19610410	"	0'00"	"	17:22	15:23	15:41	15:38	16:46	17:45
3	86	MARSH, Brian		CANADA	BC	Castlegar	55-59	59	Men	BC090165	CAN19570225	"	"	"	17:25	15:19	15:44	15:44	16:39	17:44
4	72	BEIRNE, David				Tucson	55-59	56	Men	TEMP		1:38:36	0'02"	38.21	17:26	15:20	15:43	15:45	16:38	17:44
5	62	ORR, Sheldon		CANADA	BC	Surrey	55-59	55	Men	BC003705	CAN19610519	"	"	"	17:26	15:20	15:41	15:46	16:39	17:45
6	75	PHILLIPS, Ken	Glotman Simpson Cycling	CANADA	British Columbia	West Vancouver	55-59	56	Men	BC092315	CAN19600114	1:42:10	3'36"	36.87	17:25	15:40	17:20	17:16	17:30	17:00
7	81	DUNNISON, David	Musette Racing	CANADA	British Columbia	Surrey	55-59	58	Men	BC091395	CAN19581008	1:42:38	4'04"	36.71	17:27	15:40	17:18	17:16	17:29	17:28
8	73	HAWBOLDT, Robert				Saskatoon	55-59	56	Men	TEMP		1:43:27	4'53"	36.42	17:39	16:39	17:11	17:16	17:39	17:04
9	69	DAVEY, Gregory				North Vancouver	55-59	56	Men	TEMP		1:44:03	5'29"	36.21	17:35	16:41	17:13	17:15	17:38	17:41
10	76	GEORGE, Andy			British Columbia	Surrey	55-59	57	Men	BC008820		1:44:19	5'45"	36.12	17:39	16:39	17:11	17:16	17:40	17:55
11	64	HEILBRON, Brett				Vancouver	55-59	55	Men	TEMP		1:45:15	6'41"	35.80	17:39	16:51	17:40	17:30	18:07	17:26
12	83	ALLINA, Michael				New Westminser	55-59	58	Men	TEMP		"	"	"	17:39	17:13	17:19	17:31	18:08	17:27
13	88	BRENNAN, Barry	Mighty Cycling	CANADA	British Columbia	Vancouver	55-59	59	Men	BC006314	CAN19570123	1:45:18	6'44"	35.78	18:03	16:47	17:21	17:30	18:08	17:31
14	79	ALFANO, Giovanni			British Columbia	Newwestminster	55-59	57	Men	BC097278		1:45:31	6'57"	35.71	18:03	16:48	17:18	17:32	18:07	17:42
15	74	NICHINI, Carlo		canada		Vancouver	55-59	56	Men	TEMP	CAN19600728	1:51:45	13'11"	33.72	18:03	17:11	18:55	18:56	19:03	19:36
16	65	MCCOMB, Garry				Vancouver	55-59	55	Men	TEMP		1:54:59	16'25"	32.77	18:18	19:01	19:43	19:18	19:53	18:46
17	68	LANGE, Torsten				Frankfurt	55-59	55	Men	TEMP		1:55:16	16'42"	32.68	18:25	18:54	19:43	19:17	19:54	19:06
18	87	LAMB, Andy				Red Deer	55-59	59	Men	TEMP		1:55:19	16'45"	32.67	18:02	17:31	19:40	19:37	20:10	20:21
19	82	CECCON, Allan		Canada		Castlegar	55-59	58	Men	TEMP	CAN19581201	1:55:21	16'47"	32.66	18:26	18:54	19:43	19:17	19:54	19:08
20	70	TSEDENDAMBA, Ganbold				Mill Creek	55-59	56	Men	TEMP		1:55:56	17'22"	32.50	18:04	17:55	21:04	19:15	19:55	19:44
21	77	LLOYD, Richard				Pitt Meadows	55-59	57	Men	TEMP		2:00:19	-1 lap	31.38	18:56	19:49	20:35	20:19	20:22	
22	89	JOHNSTON, David		canada		Calgary	55-59	59	Men	TEMP	CAN19570409	2:00:16	-1 lap	31.38	19:08	18:57	19:41	21:20	20:57	
DNS	66	GALLAGHER, Joe				North Vancouver	55-59	55	Men	TEMP		"	"	"	"	"	"	"	"	"
DNS	71	RUSTON, Howard				Corman Park	55-59	56	Men	TEMP		"	"	"	"	"	"	"	"	"
DNS	78	WASILIEW, Wayne				North Vancouver	55-59	57	Men	TEMP		"	"	"	"	"	"	"	"	"
DNS	84	WEBB, Dave		canada		Surrey	55-59	58	Men	TEMP	CAN19580613	"	"	"	"	"	"	"	"	"
DNS	90	PALLONE, Greg		CANADA	BC	West Vancouver	55-59	59	Men	BC000156	CAN19570128	"	"	"	"	"	"	"	"	"

American Masters Games 2016-Road Race 700

August 28, 2016

60-64 (Men)

62.80 km, 6 laps of 10.47 km, winner: 1:43:27 - 36.41 km/h



Pos	Bib	Name	Team	Nat.	StateProv	City	Category	Age	Gender	License	UCICode	Time	Gap	km/h	Lap 1	Lap 2	Lap 3	Lap 4	Lap 5	Lap 6
1	94	LANG, Robert	No team	CANADA	British Columbia	Delta	60-64	60	Men	BC000787	🇨🇦 CAN19560614	1:43:27		36.41	17:41	16:37	17:11	17:16	17:40	17:05
2	114	HOLLANDS, Terry				Winnipeg	60-64	64	Men	TEMP		"	0'00"	"	17:40	16:37	17:12	17:15	17:38	17:07
3	100	HAGEN, Mike		Canada	British Columbia	Burnaby	60-64	60	Men	BC008442	🇨🇦 CAN19560428	"	"	"	17:42	16:36	17:11	17:15	17:40	17:07
4	107	VAN GAANS, Gerry		Canada		Coquitlam	60-64	61	Men	TEMP	🇨🇦 CAN19550119	1:45:15	1'48"	35.79	18:05	16:47	17:19	17:32	18:07	17:26
5	112	ADAMS, Michael		CANADA	BC	Nelson	60-64	63	Men	BC002489	🇨🇦 CAN19530401	"	"	"	18:04	16:46	17:20	17:31	18:08	17:28
6	99	GARLEPP, Zman				Van.	60-64	60	Men	TEMP		"	"	"	18:03	16:46	17:20	17:32	18:08	17:28
7	97	SIMPSON, Bob				Quesnel	60-64	60	Men	TEMP		1:45:20	1'53"	35.77	18:01	16:50	17:20	17:30	18:08	17:31
8	104	ALLEN, Michael				Vancouver	60-64	61	Men	TEMP		1:46:06	2'39"	35.51	18:02	16:51	17:18	17:32	18:06	18:16
9	108	GONZALEZ, Alexander				Calle Japon	60-64	61	Men	TEMP		1:55:16	11'49"	32.68	19:07	18:55	19:14	19:03	19:54	19:02
10	91	MALLEY, Kimberley James Richard				Surrey	60-64	60	Men	TEMP		1:56:20	12'53"	32.39	18:30	18:49	19:43	19:15	20:09	19:53
11	103	VAN DOORN, Frank				Cremona	60-64	60	Men	TEMP		2:02:52	-1 lap	30.70	19:52	19:44	20:43	20:48	21:10	
12	106	MACDOUGALL, Wayne				Vancouver	60-64	61	Men	TEMP		2:03:31	-1 lap	30.56	19:40	19:56	20:43	20:49	21:38	
13	111	PETERSON, Clayton				Kamloops	60-64	63	Men	TEMP		2:10:19	-1 lap	29.02	19:42	21:53	22:12	21:51	22:33	
14	95	OLEINYK, Carl				Edmonton	60-64	60	Men	TEMP		2:19:29	-1 lap	27.22	18:42	19:20	19:14	19:03	39:02	
15	113	ROBERTSON, Roy				Vancouver	60-64	63	Men	TEMP		2:19:37	-1 lap	27.21	18:25	18:53	19:43	19:17	39:04	
16	101	WILKINGS, Steven				Vancouver	60-64	60	Men	TEMP		3:11:00	-4 laps	20.16	30:06	32:11				
DNS	93	BUYS, francis	Glotman Simpson Cycling	CANADA	British Columbia	North Vancouver	60-64	60	Men	BC090848	🇨🇦 CAN19560527									
DNS	96	FEDERICO, Enzo				Squamish	60-64	60	Men	TEMP		"	"	"	"	"	"	"	"	"
DNS	98	WALKER, Wayne		CANADA	BC	Victoria	60-64	60	Men	BC002928	🇨🇦 CAN19560718	"	"	"	"	"	"	"	"	"
DNS	105	CRETNEY, Ken				Vancouver	60-64	61	Men	TEMP		"	"	"	"	"	"	"	"	"
DNS	109	SAWATZKY, Brian				Saskatoon	60-64	62	Men	TEMP		"	"	"	"	"	"	"	"	"
DNS	110	NESTERSKI, Michael		CANADA	British Columbia	Blue River	60-64	62	Men	BC000474	🇨🇦 CAN19540324	"	"	"	"	"	"	"	"	"

American Masters Games 2016-Road Race 700

August 28, 2016

65-69 (Men)

62.80 km, 6 laps of 10.47 km, winner: 1:38:38 - 38.20 km/h


Pos	Bib	Name	Team	Nat.	StateProv	City	Category	Age	Gender	License	UCI Code	Time	Gap	km/h	Lap 1	Lap 2	Lap 3	Lap 4	Lap 5	Lap 6
1	124	WARNOCK, John		CANADA	British Columbia	Vancouver	65-69	67	Men	BC092039	 CAN19491108	1:38:38		38.20	17:26	15:20	15:43	15:44	16:38	17:46
2	119	FEENSTRA, Ted	Glotman Simpson Cycling		British Columbia	Vancouver	65-69	66	Men	BC007172		1:45:15	6'37"	35.79	18:01	16:50	17:20	17:31	18:07	17:28
3	123	BURKE, Clive				Edmonton	65-69	67	Men	TEMP		"	"	"	18:03	16:49	17:19	17:31	18:07	17:28
4	120	BIRON, Claude				Vancouver	65-69	66	Men	TEMP		1:49:04	10'26"	34.54	18:04	16:48	17:20	17:30	18:30	20:51
5	142	SIMPSON, Rick		CANADA			65-69	67	Men	TEMP	 CAN19490901	1:54:59	16'21"	32.77	18:26	18:54	19:43	19:18	19:53	18:46
6	116	ROBINSON, Duncan				Langely	65-69	65	Men	TEMP		1:55:19	16'41"	32.67	18:41	18:37	19:45	19:18	19:52	19:07
7	126	MITCHELL, Paul				Vancouver	65-69	68	Men	TEMP		"	"	"	18:34	18:45	19:42	19:17	19:53	19:07
8	125	BOSMAN, Herman		CANADA	BC	Burnaby	65-69	68	Men	BC007174	 CAN19480610	1:56:21	17'43"	32.38	18:36	19:26	19:15	19:03	20:08	19:53
9	117	THOMAS, Duff		CANADA	BC	Surrey	65-69	65	Men	BC002803	 CAN19510401	2:00:18	-1 lap	31.38	19:07	19:22	20:52	20:19	20:24	
10	127	MCNEILL, Neil				Surrey	65-69	69	Men	TEMP		2:17:18	-1 lap	27.48	22:01	22:00	23:00	23:40	23:34	
11	129	HARTNETT, Tony				Auckland	65-69	69	Men	TEMP		3:03:53	-2 laps	20.70	27:29	30:00	31:56	31:55		
12	130	CROSS, Don		canada		Edmonton	65-69	69	Men	TEMP	 CAN19471109	2:12:10	-5 laps	28.51	22:02					
DNS	121	BOILEAU, Robert				Thunderbay	65-69	66	Men	TEMP										
DNS	122	MORRISON, Raymond		CANADA	BC	Kelowna	65-69	67	Men	BC000242	 CAN19490512	"	"	"						

American Masters Games 2016-Road Race 700

August 28, 2016

70-74 (Men)

62.80 km, 6 laps of 10.47 km, winner: 1:55:19 - 32.67 km/h

Pos	Bib	Name	Team	Nat.	StateProv	City	Category	Age	Gender	License	UCI Code	Time	Gap	km/h	Lap 1	Lap 2	Lap 3	Lap 4	Lap 5	Lap 6
1	133	D'ARCY, Thomas	Escape Velocity pb Fortius	CANADA	BC	Vancouver	70-74	71	Men	BC091070	 CAN19451110	1:55:19		32.67	18:53	19:10	19:15	19:01	19:55	19:07
2	134	DUFFICY, Anthony				Kamloops	70-74	71	Men	TEMP		2:16:34	-1 lap	27.67	20:58	22:38	22:49	23:38	23:25	
3	135	FRIEDT, David				Mercer Island	70-74	71	Men	TEMP		2:20:46	-1 lap	26.97	18:52	19:10	19:14	19:02	40:05	
4	132	ACHESON, Daniel				Edmonton	70-74	70	Men	TEMP		2:21:41	-1 lap	26.61	23:11	23:30	23:54	24:00	23:25	

American Masters Games 2016-Road Race 700

August 28, 2016

75-79 (Men)

52.33 km, 5 laps of 10.47 km, winner: 2:21:35 - 26.63 km/h

Pos	Bib	Name	Team	Nat.	StateProv	City	Category	Age	Gender	License	UCI Code	Time	Gap	km/h	Lap 1	Lap 2	Lap 3	Lap 4	Lap 5
1	136	LUKICH, Michael				Santa Monica	75-79	76	Men	TEMP		2:21:35		26.63	23:14	23:28	23:49	24:03	23:22
2	137	EVANS, Andy				Surrey	75-79	78	Men	TEMP		2:23:36	2'01"	26.26	23:17	23:54	23:47	24:04	24:30

American Masters Games 2016-Road Race 700

August 28, 2016

80+ (Men)

52.33 km, 5 laps of 10.47 km, winner: 2:11:51 - 28.65 km/h

Pos	Bib	Name	Team	Nat.	StateProv	City	Category	Age	Gender	License	UCI Code	Time	Gap	km/h	Lap 1	Lap 2	Lap 3	Lap 4	Lap 5
1	138	NICHOLLS, Richard				Delta	80+	80	Men	TEMP		2:11:51		28.65	20:32	21:49	21:54	22:40	22:40

American Masters Games 2016-Road Race 700

August 28, 2016

Wave B (Women)

52.33 km, 5 laps of 10.47 km, winner: 1:36:19 - 32.60 km/h




Pos	Bib	Name	Team	Nat.	StateProv	City	Category	Age	Gender	License	UCICode	Time	Gap	km/h	Lap 1	Lap 2	Lap 3	Lap 4	Lap 5
1	321	MORRIS, Barbara		CANADA	British Columbia	Vancouver	60-64	60	Women	BC090742	🇨🇦 CAN19560818	1:36:19	0'00"	32.60	19:28	19:16	19:06	19:23	19:06
2	325	STEDMAN, Martha				Tucson	60-64	63	Women	TEMP		1:36:20	0'01"	32.59	19:28	19:15	19:07	19:23	19:08
3	318	GREY, Lisa				Harvie Heights	55-59	57	Women	TEMP		1:37:02	0'43"	32.35	19:28	19:20	19:01	19:22	19:50
4	322	WELLER, JANE	Atomic Racing	CANADA	British Columbia	North Vancouver	60-64	60	Women	BC007516	🇨🇦 CAN19560405	1:37:33	1'14"	32.18	19:27	19:16	19:07	19:23	20:20
5	326	WALTON, Renate		CANADA	BC	North Saanich	60-64	64	Women	BC002824	🇨🇦 CAN19520827	1:39:03	2'44"	31.69	19:54	19:17	19:44	20:22	19:48
6	323	CONEY, Ingrid				Ottawa	60-64	61	Women	TEMP		"	"	"	19:53	19:18	19:44	20:21	19:48
7	316	TROUT, Marilyn				Colorado Springs	55-59	56	Women	TEMP		"	"	"	19:52	18:58	20:05	20:20	19:51
8	317	BONGA, Anna		CANADA	British Columbia	Burnaby	55-59	56	Women	BC000549	🇨🇦 CAN19600722	1:39:13	2'54"	31.65	19:53	19:19	19:43	20:22	19:56
9	329	DAVIES, Barbara	Jubilee Racing	Canada	BC	Burnaby	65-69	68	Women	BC007010	🇨🇦 CAN19481119	1:45:10	8'51"	29.85	19:52	19:20	21:12	22:10	22:37
10	324	MCNAMARA, Catherine				Santa Monica	60-64	61	Women	TEMP		1:48:25	12'06"	28.96	19:56	22:13	22:21	22:34	21:21
11	327	MITCHELL, Sharon		CANADA	BC	Abbotsford	65-69	67	Women	BC007594	🇨🇦 CAN19490211	1:48:30	12'11"	28.94	20:58	22:15	21:48	22:01	21:28
12	330	SPIRES, Sally				West Vancouver	70-74	70	Women	TEMP		1:49:48	13'29"	28.60	21:02	22:18	22:06	22:13	22:08
13	314	WILMAN, Pam		canada		Edmonton	55-59	55	Women	TEMP	🇨🇦 CAN19610531	2:05:10	28'51"	25.12	24:28	25:32	24:58	25:02	
14	319	WEBB, Rozemary				Surrey	55-59	58	Women	TEMP		2:12:14	35'55"	23.84	24:48	26:13	26:46	27:36	
DNS	315	KORNUTIAK, Terry	Vancouver Velo Vets Cycling Club	CANADA	British Columbia	Vancouver	55-59	56	Women	BC000716	🇨🇦 CAN19600522								
DNS	320	TITUS, Dawn				Whistler	55-59	58	Women	TEMP		"	"						
DNS	328	CHAPUT, Margaret				Vancouver	65-69	68	Women	TEMP		"	"						

American Masters Games 2016-Road Race 700

August 28, 2016

55-59 (Women)

52.33 km, 5 laps of 10.47 km, winner: 1:32:02 - 32.35 km/h




Pos	Bib	Name	Team	Nat.	StateProv	City	Category	Age	Gender	License	UCIcode	Time	Gap	km/h	Lap 1	Lap 2	Lap 3	Lap 4	Lap 5
1	318	GREY, Lisa				Harvie Heights	55-59	57	Women	TEMP		1:37:02		32.35	19:28	19:20	19:01	19:22	19:50
2	316	TROUT, Marilyn				Colorado Springs	55-59	56	Women	TEMP		1:39:03	2'01"	31.69	19:52	18:58	20:05	20:20	19:51
3	317	BONGA, Anna		CANADA	British Columbia	Burnaby	55-59	56	Women	BC000549	 CAN19600722	1:39:13	2'11"	31.65	19:53	19:19	19:43	20:22	19:56
4	314	WILMAN, Pam		canada		Edmonton	55-59	55	Women	TEMP	 CAN19610531	2:05:10	-1 lap	25.12	24:28	25:32	24:58	25:02	
5	319	WEBB, Rozemary				Surrey	55-59	58	Women	TEMP		2:12:14	-1 lap	23.84	24:48	26:13	26:46	27:36	
DNS	315	KORNUTIAK, Terry	Vancouver Velo Vets Cycling Club	CANADA	British Columbia	Vancouver	55-59	56	Women	BC000716	 CAN19600522								
DNS	320	TITUS, Dawn				Whistler	55-59	58	Women	TEMP		"		"					

American Masters Games 2016-Road Race 700

August 28, 2016

60-64 (Women)

52.33 km, 5 laps of 10.47 km, winner: 1:31:19 - 32.60 km/h



Pos	Bib	Name	Team	Nat.	StateProv	City	Category	Age	Gender	License	UCICode	Time	Gap	km/h	Lap 1	Lap 2	Lap 3	Lap 4	Lap 5
1	321	MORRIS, Barbara		CANADA	British Columbia	Vancouver	60-64	60	Women	BC090742	 CAN19560818	1:36:19		32.60	19:28	19:16	19:06	19:23	19:06
2	325	STEDMAN, Martha				Tucson	60-64	63	Women	TEMP		1:36:20	0'01"	32.59	19:28	19:15	19:07	19:23	19:08
3	322	WELLER, JANE	Atomic Racing	CANADA	British Columbia	North Vancouver	60-64	60	Women	BC007516	 CAN19560405	1:37:33	1'14"	32.18	19:27	19:16	19:07	19:23	20:20
4	326	WALTON, Renate		CANADA	BC	North Saanich	60-64	64	Women	BC002824	 CAN19520827	1:39:03	2'44"	31.69	19:54	19:17	19:44	20:22	19:48
5	323	ONEY, Ingrid				Ottawa	60-64	61	Women	TEMP		"	"	"	19:53	19:18	19:44	20:21	19:48
6	324	MCNAMARA, Catherine				Santa Monica	60-64	61	Women	TEMP		1:48:25	12'06"	28.96	19:56	22:13	22:21	22:34	21:21

American Masters Games 2016-Road Race 700

August 28, 2016

65-69 (Women)

52.33 km, 5 laps of 10.47 km, winner: 1:40:10 - 29.85 km/h

Pos	Bib	Name	Team	Nat.	StateProv	City	Category	Age	Gender	License	UCI Code	Time	Gap	km/h	Lap 1	Lap 2	Lap 3	Lap 4	Lap 5
1	329	DAVIES, Barbara	Jubilee Racing	Canada	BC	Burnaby	65-69	68	Women	BC007010	 CAN19481119	1:45:10		29.85	19:52	19:20	21:12	22:10	22:37
2	327	MITCHELL, Sharon		CANADA	BC	Abbotsford	65-69	67	Women	BC007594	 CAN19490211	1:48:30	3'20"	28.94	20:58	22:15	21:48	22:01	21:28
DNS	328	CHAPUT, Margaret				Vancouver	65-69	68	Women	TEMP									

American Masters Games 2016-Road Race 700

August 28, 2016

70-74 (Women)

52.33 km, 5 laps of 10.47 km, winner: 1:44:48 - 28.60 km/h

Pos	Bib	Name	Team	Nat.	StateProv	City	Category	Age	Gender	License	UCI Code	Time	Gap	km/h	Lap 1	Lap 2	Lap 3	Lap 4	Lap 5
1	330	SPIRES, Sally				West Vancouver	70-74	70	Women	TEMP		1:49:48		28.60	21:02	22:18	22:06	22:13	22:08

American Masters Games 2016-Road Race 1000

August 28, 2016

Men 30-39 (Men)

94.19 km, 9 laps of 10.47 km, winner: 2:25:56 - 38.72 km/h



Pos	Bib	Name	Team	Nat.	StateProv	City	Category	Age	Gender	License	UCI Code	Time	Gap	km/h	Lap 1	Lap 2	Lap 3	Lap 4	Lap 5	Lap 6	Lap 7	Lap 8	Lap 9
1	6	BONIFACE, Brett	Pender Racing	CANADA	British Columbia	Surrey	35-39	36	Men	BC090316	CAN19800815	2:25:56	0'00"	38.72	16:19	16:46	15:51	16:20	16:47	15:51	16:18	15:45	16:00
2	7	DAWSON, Michael	Pro City Racing	CANADA	British Columbia	Victoria	35-39	37	Men	BC091672	CAN19790923	"	"	"	16:25	16:45	15:52	16:26	16:39	15:50	16:19	15:45	15:58
3	4	LOWDEN, Hunter	Steed Cycles	CANADA	British Columbia	Vancouver	30-34	34	Men	BC090799	CAN19820410	"	"	"	16:20	16:46	15:52	16:27	16:41	15:51	16:17	15:43	15:59
4	8	HENRY, Alejandro				Vancouver	35-39	38	Men	TEMP		2:27:32	1'36"	38.31	16:22	16:46	15:52	16:27	16:38	15:52	16:20	16:10	17:05
5	1	BROWN, Neil	Pender Racing	CANADA	British Columbia	Vancouver	30-34	30	Men	BC094820	CAN19861129	2:28:39	2'43"	38.02	16:22	16:50	15:48	16:27	16:41	15:50	16:20	16:11	18:11
6	9	DICKOUT, Dustin	Glotman Simpson Cycling	CANADA	British Columbia	Vancouver	35-39	38	Men	BC093137	CAN19780322	2:41:11	15'15"	35.06	16:33	17:30	17:34	18:07	18:00	18:18	18:19	18:38	18:13
DNS	2	DEL CAMPO VAZQUEZ, Deniel Eduardo				-	30-34	32	Men	TEMP													
DNS	10	MUNKHZOL, Tojil				-	35-39	38	Men	TEMP													
DNS	11	UMAR, Tahir Frouk				-	35-39	39	Men	TEMP													

American Masters Games 2016-Road Race 1000

August 28, 2016

30-34 (Men)

94.19 km, 9 laps of 10.47 km, winner: 2:25:56 - 38.72 km/h




Pos	Bib	Name	Team	Nat.	StateProv	City	Category	Age	Gender	License	UCICode	Time	Gap	km/h	Lap 1	Lap 2	Lap 3	Lap 4	Lap 5	Lap 6	Lap 7	Lap 8	Lap 9
1	4	LOWDEN, Hunter	Steed Cycles	CANADA	British Columbia	Vancouver	30-34	34	Men	BC090799	 CAN19820410	2:25:56		38.72	16:20	16:46	15:52	16:27	16:41	15:51	16:17	15:43	15:59
2	1	BROWN, Neil	Pender Racing	CANADA	British Columbia	Vancouver	30-34	30	Men	BC094820	 CAN19861129	2:28:39	2'43"	38.02	16:22	16:50	15:48	16:27	16:41	15:50	16:20	16:11	18:11
DNS	2	DEL CAMPO VAZQUEZ, Deniel Eduardo				-	30-34	32	Men	TEMP													

American Masters Games 2016-Road Race 1000

August 28, 2016

35-39 (Men)

94.19 km, 9 laps of 10.47 km, winner: 2:25:56 - 38.72 km/h

Pos	Bib	Name	Team	Nat.	StateProv	City	Category	Age	Gender	License	UCI Code	Time	Gap	km/h	Lap 1	Lap 2	Lap 3	Lap 4	Lap 5	Lap 6	Lap 7	Lap 8	Lap 9
1	6	BONIFACE, Brett	Pender Racing	CANADA	British Columbia	Surrey	35-39	36	Men	BC090316	 CAN19800815	2:25:56		38.72	16:19	16:46	15:51	16:20	16:47	15:51	16:18	15:45	16:00
2	7	DAWSON, Michael	Pro City Racing	CANADA	British Columbia	Victoria	35-39	37	Men	BC091672	 CAN19790923	"	0'00"	"	16:25	16:45	15:52	16:26	16:39	15:50	16:19	15:45	15:58
3	8	HENRY, Alejandro				Vancouver	35-39	38	Men	TEMP		2:27:32	1'36"	38.31	16:22	16:46	15:52	16:27	16:38	15:52	16:20	16:10	17:05
4	9	DICKOUT, Dustin	Glotman Simpson Cycling	CANADA	British Columbia	Vancouver	35-39	38	Men	BC093137	 CAN19780322	2:41:11	15'15"	35.06	16:33	17:30	17:34	18:07	18:00	18:18	18:19	18:38	18:13
DNS	10	MUNKHZOL, Tojil				-	35-39	38	Men	TEMP													
DNS	11	UMAR, Tahir Frouk				-	35-39	39	Men	TEMP													

American Masters Games 2016-Road Race 1000

August 28, 2016

Men 40-54 (Men)

94.19 km, 9 laps of 10.47 km, winner: 2:25:42 - 38.79 km/h

Pos	Bib	Name	Team	Nat.	StateProv	City	Category	Age	Gender	License	UCI Code	Time	Gap	km/h	Lap 1	Lap 2	Lap 3	Lap 4	Lap 5	Lap 6	Lap 7	Lap 8	Lap 9
1	17	ROBERTSON, Michael	Pender Racing	CANADA	British Columbia	Vancouver		40-44	43	Men	BC093857	2:25:42	0'00"	38.79	16:23	16:44	15:51	16:28	16:41	15:50	16:18	15:44	15:44
2	30	CLARKE, Graham	Atomic Racing	CANADA	British Columbia	Vancouver		45-49	47	Men	BC090801	2:25:56	0'14"	38.73	16:21	16:50	15:51	16:26	16:39	15:51	16:19	15:40	16:00
3	28	LOPERA, Maikay				Eugene		45-49	47	Men	TEMP	"	"	"	16:21	16:48	15:49	16:19	16:29	16:10	16:18	15:44	15:59
4	23	AULD, Ian				Calgary		45-49	45	Men	TEMP	"	"	"	16:22	16:49	15:46	16:19	16:51	15:50	16:17	15:45	15:58
5	54	CATHCART, Jaime		CANADA	BC	Richmond		50-54	53	Men	BC002796	"	"	"	16:20	16:48	15:50	16:18	16:49	15:49	16:14	15:50	15:59
6	25	FORD, Kevin		CANADA	BC	Victoria		45-49	46	Men	BC002377	"	"	"	16:21	16:49	15:49	16:29	16:38	15:49	16:22	15:43	15:58
7	35	ATTWELL, Andrew	Pro City Racing	CANADA	British Columbia	Victoria		45-49	48	Men	BC093620	"	"	"	16:21	16:49	15:51	16:24	16:43	15:51	16:17	15:46	15:56
8	13	JOHNSON, Dave	Independent	CANADA	British Columbia	Vancouver		40-44	41	Men	BC091378	"	"	"	16:22	16:47	15:49	16:19	16:49	15:52	16:11	15:48	16:01
9	45	ARMSTRONG, William		CANADA	BC	Kamloops		50-54	51	Men	BC006264	"	"	"	16:24	16:48	15:48	16:24	16:42	15:52	16:20	15:41	15:59
10	52	TUOVINEN, Andrew	SpeedTheory.ca	CANADA	BC	Vancouver		50-54	53	Men	BC006551	"	"	"	16:22	16:49	15:48	16:27	16:41	15:50	16:11	15:51	15:59
11	31	LITTLE, wayne	Interior Grasslands Cycling Club	canada	BC	Ashcroft		45-49	47	Men	BC097327	"	"	"	16:23	16:48	15:51	16:24	16:38	15:51	16:23	15:53	15:46
12	20	DIEBOLT, David				North Vancouver		40-44	44	Men	TEMP	"	"	"	16:23	16:47	15:50	16:26	16:37	15:54	16:20	15:55	15:47
13	32	MITTELHOLZER, Alejandro	AYM Bikes	Can	BC	Abbotsford		45-49	47	Men	TEMP	2:26:18	0'36"	38.63	16:22	16:46	15:52	16:27	16:40	15:49	16:21	15:42	16:20
14	57	SQUIRE, chris	Mighty Cycling	CANADA	British Columbia	West Vancouver		50-54	54	Men	BC092478	"	"	"	16:22	16:46	15:52	16:27	16:40	15:49	16:21	15:42	16:20
15	33	YOUNG, Andrew				Harvie Heights		45-49	48	Men	TEMP	2:27:36	1'54"	38.29	16:20	16:47	15:52	16:29	16:36	15:53	16:21	16:00	17:20
16	26	NORTHEY, Alexander	Escape Velocity pb Fortius	canada	British Columbia	Vancouver		45-49	47	Men	BC090567	2:33:26	7'44"	36.83	16:20	16:47	15:50	16:26	16:43	15:47	16:22	17:02	22:10
17	29	ROSS, Andrew	Pender Racing	canada	British Columbia	Richmond		45-49	47	Men	BC090030	2:35:51	10'09"	36.26	16:23	16:47	16:01	16:55	17:33	18:09	18:37	18:00	17:26
18	48	LYALL, David	United Velo	CANADA	British Columbia	Langley		50-54	52	Men	BC090658	2:36:09	10'27"	36.19	16:25	16:46	16:25	17:29	17:44	17:57	17:37	18:00	17:45
19	36	MITCHELL, Gary		Canada	British Columbia	Delta		45-49	49	Men	BC097482	2:36:11	10'29"	36.19	16:24	16:46	15:51	16:57	17:40	18:09	18:37	18:00	17:46
20	40	FALKOWSKY, graeme		canada	British Columbia	Vancouver		50-54	50	Men	BC004159	2:36:14	10'32"	36.17	16:29	16:44	16:06	17:48	17:45	17:56	17:38	18:00	17:49
21	38	FRANK, Daniel	Glotman Simpson Cycling	Canada	British Columbia	N/A		45-49	49	Men	BC095986	2:36:16	10'34"	36.16	16:26	16:46	15:57	16:57	17:31	18:10	18:36	18:00	17:51
22	143	MCTAVISH, Cam	Academy	CANADA		Vancouver		40-44	42	Men	TEMP	2:36:18	10'36"	36.16	16:26	16:46	15:57	16:58	17:32	18:08	18:37	18:01	17:52
23	58	DESROCHES, Jim	Glotman Simpson Cycling	CANADA	British Columbia	Kitsilano		50-54	54	Men	BC004492	2:41:10	15'28"	35.07	16:55	17:07	17:35	18:06	17:58	18:21	18:17	18:41	18:11
24	42	MCAULEY, Steven				Vancouver		50-54	51	Men	TEMP	"	"	"	16:31	17:31	17:34	18:06	17:59	18:18	18:19	18:40	18:12
25	22	VAN DER SLAGT, Graham	Glotman Simpson Cycling	CANADA	British Columbia	Vancouver		45-49	45	Men	BC007006	2:41:11	15'29"	35.06	16:50	17:13	17:34	18:05	18:00	18:18	18:19	18:40	18:12
26	44	MELHADO, Ian	Escape Velocity	CANADA	British Columbia	West Vancouver		50-54	51	Men	BC091114	2:43:13	17'31"	34.62	16:23	16:48	15:52	17:03	17:31	18:11	19:03	21:47	20:35
27	141	MORREY, Rick		CANADA				50-54	52	Men	TEMP	2:46:39	20'57"	33.96	16:50	17:13	17:34	18:06	17:59	18:20	20:58	20:56	
28	53	SHMOORKOFF, Jeff				Edmonton		50-54	53	Men	TEMP	2:55:39	29'57"	32.23	17:27	18:44	19:06	19:37	19:45	19:42	20:26	21:06	
29	61	FERRIS, Tim				Spruce Grove		50-54	54	Men	TEMP	3:00:56	35'14"	31.30	17:27	18:42	19:07	19:38	20:00	21:27	21:58	22:11	
30	24	WHYTE, Simon		Canada		Vancouver		45-49	46	Men	TEMP	3:16:26	50'44"	28.96	17:50	21:59	22:28	22:31	22:18	22:13	22:28		
31	47	JOHNSON, Jay				North Vancouver Bc		50-54	52	Men	TEMP	3:16:59	51'17"	28.74	20:53	22:16	21:08	22:12	21:09	22:00	23:20		
32	21	O'HALLORAN, Philip		Canada		Vancouver		40-44	44	Men	TEMP	3:25:18	59'36"	27.65	20:01	22:48	22:54	23:03	23:43	23:07	23:23		
DNF	49	BOREEN, Sheldon	Daryl Evans Racing	CANADA	BC	Delta		50-54	52	Men	BC000441	33:11	"	37.86	16:26	16:45							
DNF	60	INGRAM, Ken		CANADA	BC	North Vancouver		50-54	54	Men	BC007297	40:13	"	32.83	17:48	20:27							
DNS	14	ANDERSON, Quinn	Mighty Riders	CANADA	British Columbia	Richmond		40-44	41	Men	BC091922	"	"	"									
DNS	16	REYES HERNANDEZ, Jose Ramon		canada		-		40-44	42	Men	TEMP	"	"	"									
DNS	19	MUNNIS, John		Canada	British Columbia	West Vancouver		40-44	44	Men	BC097487	"	"	"									
DNS	27	DE CICCIO, Gerardo				Surrey		45-49	47	Men	TEMP	"	"	"									
DNS	34	FILLINGER, Ian		CANADA	BC	Kamloops		45-49	48	Men	BC001124	"	"	"									
DNS	37	KOBZAR, peter				North Vancouver		45-49	49	Men	TEMP	"	"	"									
DNS	39	PELLETIER, Michel	Vancouver Velo Vets Cycling Club	CANADA	British Columbia	Vancouver		50-54	50	Men	BC007107	"	"	"									
DNS	43	CAMERON, Robert		CANADA	BC	Saanich		50-54	51	Men	BC003019	"	"	"									
DNS	46	STARCO, Mike		Canada		Delta		50-54	52	Men	TEMP	"	"	"									
DNS	50	JARGALSAIKHAN, Damdinjamts				-		50-54	52	Men	TEMP	"	"	"									
DNS	51	SIKHAKHANE, Arnold		Canada		Surrey		50-54	53	Men	TEMP	"	"	"									
DNS	55	WEBB, Justin		Canada	British Columbia	West Vancouver		50-54	53	Men	BC006659	"	"	"									

American Masters Games 2016-Road Race 1000

August 28, 2016

40-44 (Men)

94.19 km, 9 laps of 10.47 km, winner: 2:25:42 - 38.79 km/h

Pos	Bib	Name	Team	Nat.	StateProv	City	Category	Age	Gender	License	UCI Code	Time	Gap	km/h	Lap 1	Lap 2	Lap 3	Lap 4	Lap 5	Lap 6	Lap 7	Lap 8	Lap 9	
1	17	ROBERTSON, Michael	Pender Racing	CANADA	British Columbia	Vancouver	40-44	43	Men	BC093857	CAN19731128	2:25:42		38.79	16:23	16:44	15:51	16:28	16:41	15:50	16:18	15:44	15:44	
2	13	JOHNSON, Dave	Independent	CANADA	British Columbia	Vancouver	40-44	41	Men	BC091378	CAN19750225	2:25:56	0'14"	38.72	16:22	16:47	15:49	16:19	16:49	15:52	16:11	15:48	16:01	
3	20	DIEBOLT, David				North Vancouver	40-44	44	Men	TEMP		"	"	"	16:23	16:47	15:50	16:26	16:37	15:54	16:20	15:55	15:47	
4	143	MCTAVISH, Cam	Academy	CANADA			40-44	42	Men	TEMP	CAN19740504	2:36:18	10'36"	36.16	16:26	16:46	15:57	16:58	17:32	18:08	18:37	18:01	17:52	
5	21	O'HALLORAN, Philip		Canada		Vancouver	40-44	44	Men	TEMP	CAN19720124	3:25:18	-2 laps	27.65	20:01	22:48	22:54	23:03	23:43	23:07	23:23			
DNS	14	ANDERSON, Quinn	Mighty Riders	CANADA	British Columbia	Richmond	40-44	41	Men	BC091922	CAN19750611													
DNS	16	REYES HERNANDEZ, Jose Ramon		canada		-	40-44	42	Men	TEMP	CAN19740107													
DNS	19	MUNNIS, John		Canada	British Columbia	West Vancouver	40-44	44	Men	BC097487	CAN19720622													

American Masters Games 2016-Road Race 1000

August 28, 2016

45-49 (Men)

94.19 km, 9 laps of 10.47 km, winner: 2:25:56 - 38.73 km/h

Pos	Bib	Name	Team	Nat.	StateProv	City	Category	Age	Gender	License	UCI Code	Time	Gap	km/h	Lap 1	Lap 2	Lap 3	Lap 4	Lap 5	Lap 6	Lap 7	Lap 8	Lap 9
1	30	CLARKE, Graham	Atomic Racing	CANADA	British Columbia	Vancouver	45-49	47	Men	BC090801	🇨🇦 CAN19690130	2:25:56	"	38.73	16:21	16:50	15:51	16:26	16:39	15:51	16:19	15:40	16:00
2	28	LOPERA, Maikey				Eugene	45-49	47	Men	TEMP		"	0'00"	"	16:21	16:48	15:49	16:19	16:29	16:10	16:18	15:44	15:59
3	23	AULD, Ian				Calgary	45-49	45	Men	TEMP		"	"	"	16:22	16:49	15:46	16:19	16:51	15:50	16:17	15:45	15:58
4	25	FORD, Kevin		CANADA	BC	Victoria	45-49	46	Men	BC002377	🇨🇦 CAN19700803	"	"	"	16:21	16:49	15:49	16:29	16:38	15:49	16:22	15:43	15:58
5	35	ATTWELL, Andrew	Pro City Racing	CANADA	British Columbia	Victoria	45-49	48	Men	BC093620	🇨🇦 CAN19680720	"	"	"	16:21	16:49	15:51	16:24	16:43	15:51	16:17	15:46	15:56
6	31	LITTLE, wayne	Interior Grasslands Cycling Club	canada	BC	Ashcroft	45-49	47	Men	BC097327	🇨🇦 CAN19690414	"	"	"	16:23	16:48	15:51	16:24	16:38	15:51	16:23	15:53	15:46
7	32	MITTELHOLZER, Alejandro	AYM Bikes	Can	BC	Abbotsford	45-49	47	Men	TEMP	🇨🇦 CAN19690302	2:26:18	0'22"	38.63	16:22	16:46	15:52	16:27	16:40	15:49	16:21	15:42	16:20
8	33	YOUNG, Andrew				Harvie Heights	45-49	48	Men	TEMP		2:27:36	1'40"	38.29	16:20	16:47	15:52	16:29	16:36	15:53	16:21	16:00	17:20
9	26	NORTHEY, Alexander	Escape Velocity pb Fortius		British Columbia	Vancouver	45-49	47	Men	BC090567		2:33:26	7'30"	36.83	16:20	16:47	15:50	16:26	16:43	15:47	16:22	17:02	22:10
10	29	ROSS, Andrew	Pender Racing	canada	British Columbia	Richmond	45-49	47	Men	BC090030	🇨🇦 CAN19690222	2:35:51	9'55"	36.26	16:23	16:47	16:01	16:55	17:33	18:09	18:37	18:00	17:26
11	36	MITCHELL, Gary		Canada	British Columbia	Delta	45-49	49	Men	BC097482	🇨🇦 CAN19670404	2:36:11	10'15"	36.19	16:24	16:46	15:51	16:57	17:40	18:09	18:37	18:00	17:46
12	38	FRANK, Daniel	Glotman Simpson Cycling	Canada	British Columbia	N/A	45-49	49	Men	BC095986	🇨🇦 CAN19670501	2:36:16	10'20"	36.16	16:26	16:46	15:57	16:57	17:31	18:10	18:36	18:00	17:51
13	22	VAN DER SLAGT, Graham	Glotman Simpson Cycling	CANADA	British Columbia	Vancouver	45-49	45	Men	BC007006	🇨🇦 CAN19710803	2:41:11	15'15"	35.06	16:50	17:13	17:34	18:05	18:00	18:18	18:19	18:40	18:12
14	24	WHYTE, Simon		Canada		Vancouver	45-49	46	Men	TEMP	🇨🇦 CAN19701024	3:16:26	-2 laps	28.96	17:50	21:59	22:28	22:31	22:18	22:13	22:28		
DNS	27	DE CICCIO, Gerardo				Surrey	45-49	47	Men	TEMP		"	"	"	"	"	"	"	"	"	"	"	"
DNS	34	FILLINGER, Ian		CANADA	BC	Kamloops	45-49	48	Men	BC001124	🇨🇦 CAN19680725	"	"	"	"	"	"	"	"	"	"	"	"
DNS	37	KOBZAR, peter				North Vancouver	45-49	49	Men	TEMP		"	"	"	"	"	"	"	"	"	"	"	"

American Masters Games 2016-Road Race 1000

August 28, 2016

50-54 (Men)

94.19 km, 9 laps of 10.47 km, winner: 2:25:56 - 38.72 km/h




Pos	Bib	Name	Team	Nat.	StateProv	City	Category	Age	Gender	License	UCICode	Time	Gap	km/h	Lap 1	Lap 2	Lap 3	Lap 4	Lap 5	Lap 6	Lap 7	Lap 8	Lap 9
1	54	CATHCART, Jaime		CANADA	BC	Richmond	50-54	53	Men	BC002796	🇨🇦 CAN19631030	2:25:56		38.72	16:20	16:48	15:50	16:18	16:49	15:49	16:14	15:50	15:59
2	45	ARMSTRONG, William		CANADA	BC	Kamloops	50-54	51	Men	BC006264	🇨🇦 CAN19651011	"	0'00"	"	16:24	16:48	15:48	16:24	16:42	15:52	16:20	15:41	15:59
3	52	TUOVINEN, Andrew	SpeedTheory.ca	CANADA	BC	Vancouver	50-54	53	Men	BC006551	🇨🇦 CAN19630307	"	"	"	16:22	16:49	15:48	16:27	16:41	15:50	16:11	15:51	15:59
4	57	SQUIRE, chris	Mighty Cycling	CANADA	British Columbia	West Vancouver	50-54	54	Men	BC092478	🇨🇦 CAN19620126	2:26:18	0'22"	38.63	16:22	16:46	15:52	16:27	16:40	15:49	16:21	15:42	16:20
5	48	LYALL, David	United Velo	CANADA	British Columbia	Langley	50-54	52	Men	BC090658	🇨🇦 CAN19641214	2:36:09	10'13"	36.19	16:25	16:46	16:25	17:29	17:44	17:57	17:37	18:00	17:45
6	40	FALKOWSKY, graeme		canada	British Columbia	Vancouver	50-54	50	Men	BC004159	🇨🇦 CAN19660701	2:36:14	10'18"	36.17	16:29	16:44	16:06	17:48	17:45	17:56	17:38	18:00	17:49
7	58	DESROCHES, Jim	Glotman Simpson Cycling	CANADA	British Columbia	Kitsilano	50-54	54	Men	BC004492	🇨🇦 CAN19620504	2:41:10	15'14"	35.07	16:55	17:07	17:35	18:06	17:58	18:21	18:17	18:41	18:11
8	42	MCAULEY, Steven				Vancouver	50-54	51	Men	TEMP		"	"	"	16:31	17:31	17:34	18:06	17:59	18:18	18:19	18:40	18:12
9	44	MELHADO, Ian	Escape Velocity	CANADA	British Columbia	West Vancouver	50-54	51	Men	BC091114	🇨🇦 CAN19650117	2:43:13	17'17"	34.62	16:23	16:48	15:52	17:03	17:31	18:11	19:03	21:47	20:35
10	141	MORREY, Rick		CANADA			50-54	52	Men	TEMP	🇨🇦 CAN19641129	2:46:39	-1 lap	33.96	16:50	17:13	17:34	18:06	17:59	18:20	20:58	20:56	
11	53	SHMOORKOFF, Jeff				Edmonton	50-54	53	Men	TEMP		2:55:39	-1 lap	32.23	17:27	18:44	19:06	19:37	19:45	19:42	20:26	21:06	
12	61	FERRIS, Tim				Spruce Grove	50-54	54	Men	TEMP		3:00:56	-1 lap	31.30	17:27	18:42	19:07	19:38	20:00	21:27	21:58	22:11	
13	47	JOHNSON, Jay				North Vancouver Bc	50-54	52	Men	TEMP		3:16:59	-2 laps	28.74	20:53	22:16	21:08	22:12	21:09	22:00	23:20		
DNF	49	BOREEN, Sheldon	Daryl Evans Racing	CANADA	BC	Delta	50-54	52	Men	BC000441	🇨🇦 CAN19641212	33:11		37.86	16:26	16:45							
DNF	60	INGRAM, Ken		CANADA	BC	North Vancouver	50-54	54	Men	BC007297	🇨🇦 CAN19621231	40:13		32.83	17:48	20:27							
DNS	39	PELLETIER, Michel	Vancouver Velo Vets Cycling Club	CANADA	British Columbia	Vancouver	50-54	50	Men	BC007107	🇨🇦 CAN19661119												
DNS	43	CAMERON, Robert		CANADA	BC	Saanich	50-54	51	Men	BC003019	🇨🇦 CAN19650326	"	"	"									
DNS	46	STARKO, Mike		Canada		Delta	50-54	52	Men	TEMP	🇨🇦 CAN19640616	"	"	"									
DNS	50	JARGALSAIKHAN, Damdinjamts					50-54	52	Men	TEMP		"	"	"									
DNS	51	SIKHAKHANE, Arnold		Canada		Surrey	50-54	53	Men	TEMP	🇨🇦 CAN19630201	"	"	"									
DNS	55	WEBB, Justin		Canada	British Columbia	West Vancouver	50-54	53	Men	BC006659	🇨🇦 CAN19630325	"	"	"									

American Masters Games 2016-Road Race 1000

August 28, 2016

Women 30-39 (Women)

73.26 km, 7 laps of 10.47 km, winner: 2:09:23 - 33.97 km/h



Pos	Bib	Name	Team	Nat.	StateProv	City	Category	Age	Gender	License	UCI Code	Time	Gap	km/h	Lap 1	Lap 2	Lap 3	Lap 4	Lap 5	Lap 6	Lap 7
1	303	VAN VEELLEN, Julie	TripleShot Cycling Club		British Columbia	Oak Bay	35-39	39	Women	BC097053		2:09:23	0'00"	33.97	18:33	19:03	18:39	18:31	19:20	18:12	17:04
2	301	LEVESQUE, melanie	Independent	Canada	British Columbia	Vancouver	30-34	33	Women	BC097418	 CAN19830421	2:09:43	0'20"	33.88	18:33	19:04	18:40	18:30	19:20	18:13	17:25
3	300	ENESCU, Ana-Maria	Pender Racing	Canada	British Columbia	Vancouver	30-34	33	Women	BC097238	 CAN19830712	2:20:50	11'27"	31.21	18:52	19:25	20:50	19:52	20:37	20:44	20:31
DNS	302	GENAILLE, Lora	Independent	CANADA	British Columbia	Vancouver	35-39	38	Women	BC093167	 CAN19780520										

American Masters Games 2016-Road Race 1000

August 28, 2016

30-34 (Women)

73.26 km, 7 laps of 10.47 km, winner: 2:04:43 - 33.88 km/h


Pos	Bib	Name	Team	Nat.	StateProv	City	Category	Age	Gender	License	UCIcode	Time	Gap	km/h	Lap 1	Lap 2	Lap 3	Lap 4	Lap 5	Lap 6	Lap 7
1	301	LEVESQUE, melanie	Independent	Canada	British Columbia	Vancouver	30-34	33	Women	BC097418	 CAN19830421	2:09:43		33.88	18:33	19:04	18:40	18:30	19:20	18:13	17:25
2	300	ENESCU, Ana-Maria	Pender Racing	Canada	British Columbia	Vancouver	30-34	33	Women	BC097238	 CAN19830712	2:20:50	11'07"	31.21	18:52	19:25	20:50	19:52	20:37	20:44	20:31

American Masters Games 2016-Road Race 1000

August 28, 2016

35-39 (Women)

73.26 km, 7 laps of 10.47 km, winner: 2:04:23 - 33.97 km/h


Pos	Bib	Name	Team	Nat.	StateProv	City	Category	Age	Gender	License	UCICode	Time	Gap	km/h	Lap 1	Lap 2	Lap 3	Lap 4	Lap 5	Lap 6	Lap 7
1	303	VAN VEELLEN, Julie	Tripleshot Cycling Club		British Columbia	Oak Bay	35-39	39	Women	BC097053		2:09:23		33.97	18:33	19:03	18:39	18:31	19:20	18:12	17:04
DNS	302	GENAILLE, Lora	Independent	CANADA	British Columbia	Vancouver	35-39	38	Women	BC093167	 CAN19780520										

American Masters Games 2016-Road Race 1000

August 28, 2016

Women 40-54 (Women)

73.26 km, 7 laps of 10.47 km, winner: 2:09:24 - 33.97 km/h


Pos	Bib	Name	Team	Nat.	StateProv	City	Category	Age	Gender	License	UCI Code	Time	Gap	km/h	Lap 1	Lap 2	Lap 3	Lap 4	Lap 5	Lap 6	Lap 7	
1	304	BOVILL, Esta				Vancouver	40-44	41	Women	TEMP		2:09:24	0'00"	33.97	18:33	19:04	18:40	18:30	19:19	18:13	17:06	
2	307	SAUVE, Melanie	Gloutman Simpson Cycling	CANADA	BC	Richmond	40-44	43	Women	BC005055	 CAN19731105	2:10:08	0'44"	33.78	18:34	19:03	18:38	18:31	19:20	18:19	17:42	
3	310	BENNION, Laura				Calgary	45-49	46	Women	TEMP		2:20:46	11'22"	31.22	18:52	19:16	20:58	19:52	20:36	20:44	20:29	
4	312	STEELE, Cheryl				Vancouver	50-54	53	Women	TEMP		2:24:51	15'27"	30.35	19:51	20:25	20:39	20:59	21:02	20:53	21:02	
DNS	305	DOUGLAS, Dierdre	Academy			Vancouver	40-44	42	Women	TEMP												
DNS	308	HUGUET, Tammy				Surrey	40-44	43	Women	TEMP												

American Masters Games 2016-Road Race 1000

August 28, 2016

40-44 (Women)

73.26 km, 7 laps of 10.47 km, winner: 2:04:24 - 33.97 km/h

Pos	Bib	Name	Team	Nat.	StateProv	City	Category	Age	Gender	License	UCI Code	Time	Gap	km/h	Lap 1	Lap 2	Lap 3	Lap 4	Lap 5	Lap 6	Lap 7	
1	304	BOVILL, Esta				Vancouver	40-44	41	Women	TEMP		2:09:24		33.97	18:33	19:04	18:40	18:30	19:19	18:13	17:06	
2	307	SAUVE, Melanie	Glotman Simpson Cycling Academy	CANADA	BC	Richmond	40-44	43	Women	BC005055	 CAN19731105	2:10:08	0'44"	33.78	18:34	19:03	18:38	18:31	19:20	18:19	17:42	
DNS	305	DOUGLAS, Dierdre				Vancouver	40-44	42	Women	TEMP												
DNS	308	HUGUET, Tammy				Surrey	40-44	43	Women	TEMP												

American Masters Games 2016-Road Race 1000

August 28, 2016

45-49 (Women)

73.26 km, 7 laps of 10.47 km, winner: 2:15:46 - 31.22 km/h

Pos	Bib	Name	Team	Nat.	StateProv	City	Category	Age	Gender	License	UCI Code	Time	Gap	km/h	Lap 1	Lap 2	Lap 3	Lap 4	Lap 5	Lap 6	Lap 7
1	310	BENNION, Laura				Calgary	45-49	46	Women	TEMP		2:20:46		31.22	18:52	19:16	20:58	19:52	20:36	20:44	20:29

American Masters Games 2016-Road Race 1000

August 28, 2016

50-54 (Women)

73.26 km, 7 laps of 10.47 km, winner: 2:19:51 - 30.35 km/h





Pos	Bib	Name	Team	Nat.	StateProv	City	Category	Age	Gender	License	UCI Code	Time	Gap	km/h	Lap 1	Lap 2	Lap 3	Lap 4	Lap 5	Lap 6	Lap 7
1	312	STEELE, Cheryl				Vancouver	50-54	53	Women	TEMP		2:24:51		30.35	19:51	20:25	20:39	20:59	21:02	20:53	21:02

American Masters Games 2016-Hill Climb

August 29, 2016

Wave A (Men)

9.58 km, winner: 30:58 - 18.56 km/h



Pos	Bib	Name	Team	Nat.	StateProv	City	Category	Age	Gender	License	UCI Code	Time	Gap	km/h	Lap 1
1	6	BONIFACE, Brett	Pender Racing	CANADA	British Columbia	Surrey	35-39	36	Men	BC090316	 CAN19800815	30:58	0'00"	18.56	30:59
2	8	HENRY, Alejandro				Vancouver	35-39	38	Men	TEMP		31:48	0'50"	18.08	31:49
3	139	CONNER, Sean		CANADA			30-34	32	Men	TEMP	 CAN19840728	33:09	2'11"	17.34	33:10
4	1	BROWN, Neil	Pender Racing	CANADA	British Columbia	Vancouver	30-34	30	Men	BC094820	 CAN19861129	33:49	2'51"	17.00	33:50
DNS	2	DEL CAMPO VAZQUEZ, Deniel Eduardo				-	30-34	32	Men	TEMP					
DNS	9	DICKOUT, Dustin	Glotman Simpson Cycling	CANADA	British Columbia	Vancouver	35-39	38	Men	BC093137	 CAN19780322	"		"	

American Masters Games 2016-Hill Climb

August 29, 2016

30-34 (Men)

9.58 km, winner: 33:09 - 17.34 km/h



Pos	Bib	Name	Team	Nat.	StateProv	City	Category	Age	Gender	License	UCI Code	Time	Gap	km/h	Lap 1
1	139	CONNER, Sean		CANADA			30-34	32	Men	TEMP	 CAN19840728	33:09		17.34	33:10
2	1	BROWN, Neil	Pender Racing	CANADA	British Columbia	Vancouver	30-34	30	Men	BC094820	 CAN19861129	33:49	0'40"	17.00	33:50
DNS	2	DEL CAMPO VAZQUEZ, Deniel Eduardo				-	30-34	32	Men	TEMP					

American Masters Games 2016-Hill Climb

August 29, 2016

35-39 (Men)

9.58 km, winner: 30:58 - 18.56 km/h




Pos	Bib	Name	Team	Nat.	StateProv	City	Category	Age	Gender	License	UCI Code	Time	Gap	km/h	Lap 1
1	6	BONIFACE, Brett	Pender Racing	CANADA	British Columbia	Surrey	35-39	36	Men	BC090316	 CAN19800815	30:58		18.56	30:59
2	8	HENRY, Alejandro				Vancouver	35-39	38	Men	TEMP		31:48	0'50"	18.08	31:49
DNS	9	DICKOUT, Dustin	Glotman Simpson Cycling	CANADA	British Columbia	Vancouver	35-39	38	Men	BC093137	 CAN19780322				

American Masters Games 2016-Hill Climb

August 29, 2016

Wave B (Women)

9.58 km, winner: 32:02 - 17.95 km/h



Pos	Bib	Name	Team	Nat.	StateProv	City	Category	Age	Gender	License	UCI Code	Time	Gap	km/h	Lap 1
1	303	VAN VEELLEN, Julie	Tripleshot Cycling Club		British Columbia	Oak Bay	35-39	39	Women	BC097053		32:02	0'00"	17.95	32:03
2	304	BOVILL, Esta				Vancouver	40-44	41	Women	TEMP		32:58	0'56"	17.44	32:59
3	301	LEVESQUE, melanie	Independent	Canada	British Columbia	Vancouver	30-34	33	Women	BC097418	 CAN19830421	35:23	3'21"	16.25	35:23
4	302	GENAILLE, Lora	Independent	CANADA	British Columbia	Vancouver	35-39	38	Women	BC093167	 CAN19780520	36:36	4'34"	15.71	36:37
5	300	ENESCU, Ana-Maria	Pender Racing Academy	Canada	British Columbia	Vancouver	30-34	33	Women	BC097238	 CAN19830712	40:41	8'39"	14.13	40:42
DNS	305	DOUGLAS, Dierdre	Academy			Vancouver	40-44	42	Women	TEMP					
DNS	309	MARCOUX, Annick-Isabelle		canada		Outremont	45-49	46	Women	TEMP	 CAN19700227	"		"	

American Masters Games 2016-Hill Climb

August 29, 2016

30-34 (Women)

9.58 km, winner: 25:23 - 16.25 km/h

Pos	Bib	Name	Team	Nat.	StateProv	City	Category	Age	Gender	License	UCI Code	Time	Gap	km/h	Lap 1
1	301	LEVESQUE, melanie	Independent	Canada	British Columbia	Vancouver	30-34	33	Women	BC097418	 CAN19830421	35:23		16.25	35:23
2	300	ENESCU, Ana-Maria	Pender Racing	Canada	British Columbia	Vancouver	30-34	33	Women	BC097238	 CAN19830712	40:41	5'18"	14.13	40:42

American Masters Games 2016-Hill Climb

August 29, 2016

35-39 (Women)

9.58 km, winner: 22:02 - 17.95 km/h

Pos	Bib	Name	Team	Nat.	StateProv	City	Category	Age	Gender	License	UCI Code	Time	Gap	km/h	Lap 1
1	303	VAN VEELLEN, Julie	TripleShot Cycling Club		British Columbia	Oak Bay	35-39	39	Women	BC097053		32:02		17.95	32:03
2	302	GENAILLE, Lora	Independent	CANADA	British Columbia	Vancouver	35-39	38	Women	BC093167	 CAN19780520	36:36	4'34"	15.71	36:37

American Masters Games 2016-Hill Climb

August 29, 2016

40-44 (Women)

9.58 km, winner: 22:58 - 17.44 km/h

Pos	Bib	Name	Team	Nat.	StateProv	City	Category	Age	Gender	License	UCI Code	Time	Gap	km/h	Lap 1
1	304	BOVILL, Esta				Vancouver	40-44	41	Women	TEMP		32:58		17.44	32:59
DNS	305	DOUGLAS, Dierdre	Academy			Vancouver	40-44	42	Women	TEMP					

American Masters Games 2016-Hill Climb

August 29, 2016

45-49 (Women)

Pos	Bib	Name	Team	Nat.	StateProv	City	Category	Age	Gender	License	UCI Code	Time	Gap	Speed
DNS	309	MARCOUX, Annick-Isabelle		canada		Outremont	45-49	46	Women	TEMP	 CAN19700227			

American Masters Games 2016-Hill Climb

August 29, 2016

Wave C (Men)

9.58 km, winner: 28:00 - 20.54 km/h

Pos	Bib	Name	Team	Nat.	StateProv	City	Category	Age	Gender	License	UCI Code	Time	Gap	km/h	Lap 1
1	13	JOHNSON, Dave	Independent	CANADA	British Columbia	Vancouver	40-44	41	Men	BC091378	CAN19750225	28:00	0'00"	20.54	28:00
2	28	LOPERA, Maikay				Eugene	45-49	47	Men	TEMP		28:01	0'01"	20.52	28:01
3	18	JABLONSKI, Kelly	Just Giver 4PD	CANADA	British Columbia	Richmond	40-44	43	Men	BC090636	CAN19731205	28:04	0'04"	20.48	28:05
4	31	LITTLE, wayne	Interior Grasslands Cycling Club	canada	BC	Ashcroft	45-49	47	Men	BC097327	CAN19690414	28:23	0'23"	20.26	28:23
5	17	ROBERTSON, Michael	Pender Racing	CANADA	British Columbia	Vancouver	40-44	43	Men	BC093857	CAN19731128	29:05	1'05"	19.77	29:05
6	26	NORTHEY, Alexander	Escape Velocity pb Fortius		British Columbia	Vancouver	45-49	47	Men	BC090567		29:52	1'52"	19.25	29:52
7	33	YOUNG, Andrew				Harvie Heights	45-49	48	Men	TEMP		30:39	2'39"	18.76	30:39
8	32	MITTELHOLZER, Alejandro	AYM Bikes	Can	BC	Abbotsford	45-49	47	Men	TEMP	CAN19690302	30:51	2'51"	18.64	30:51
9	20	DIEBOLT, David				North Vancouver	40-44	44	Men	TEMP		32:23	4'23"	17.76	32:23
10	36	MITCHELL, Gary		Canada	British Columbia	Delta	45-49	49	Men	BC097482	CAN19670404	35:24	7'24"	16.24	35:24
11	15	CERVANTES HERNANDEZ, Felipe		canada		Richmond	40-44	42	Men	TEMP	CAN19740212	37:24	9'24"	15.37	37:25
DNS	16	REYES HERNANDEZ, Jose Ramon		canada		-	40-44	42	Men	TEMP	CAN19740107				
DNS	19	MUNNIS, John		Canada	British Columbia	West Vancouver	40-44	44	Men	BC097487	CAN19720622	"	"		
DNS	22	VAN DER SLAGT, Graham	Glotman Simpson Cycling	CANADA	British Columbia	Vancouver	45-49	45	Men	BC007006	CAN19710803	"	"		
DNS	23	AULD, Ian				Calgary	45-49	45	Men	TEMP		"	"		
DNS	27	DE CICCIO, Gerardo				Surrey	45-49	47	Men	TEMP		"	"		
DNS	35	ATTWELL, Andrew	Pro City Racing	CANADA	British Columbia	Victoria	45-49	48	Men	BC093620	CAN19680720	"	"		
DNS	37	KOBZAR, peter				North Vancouver	45-49	49	Men	TEMP		"	"		

American Masters Games 2016-Hill Climb

August 29, 2016

40-44 (Men)

9.58 km, winner: 08:00 - 20.54 km/h

Pos	Bib	Name	Team	Nat.	StateProv	City	Category	Age	Gender	License	UCI Code	Time	Gap	km/h	Lap 1
1	13	JOHNSON, Dave	Independent	CANADA	British Columbia	Vancouver	40-44	41	Men	BC091378	 CAN19750225	28:00		20.54	28:00
2	18	JABLONSKI, Kelly	Just Giver 4PD	CANADA	British Columbia	Richmond	40-44	43	Men	BC090636	 CAN19731205	28:04	0'04"	20.48	28:05
3	17	ROBERTSON, Michael	Pender Racing	CANADA	British Columbia	Vancouver	40-44	43	Men	BC093857	 CAN19731128	29:05	1'05"	19.77	29:05
4	20	DIEBOLT, David				North Vancouver	40-44	44	Men	TEMP		32:23	4'23"	17.76	32:23
5	15	CERVANTES HERNANDEZ, Felipe		canada		Richmond	40-44	42	Men	TEMP	 CAN19740212	37:24	9'24"	15.37	37:25
DNS	16	REYES HERNANDEZ, Jose Ramon		canada		-	40-44	42	Men	TEMP	 CAN19740107				
DNS	19	MUNNIS, John		Canada	British Columbia	West Vancouver	40-44	44	Men	BC097487	 CAN19720622		"		"

American Masters Games 2016-Hill Climb

August 29, 2016

45-49 (Men)

9.58 km, winner: 08:01 - 20.52 km/h

Pos	Bib	Name	Team	Nat.	StateProv	City	Category	Age	Gender	License	UCI Code	Time	Gap	km/h	Lap 1
1	28	LOPERA, Maikey				Eugene	45-49	47	Men	TEMP		28:01		20.52	28:01
2	31	LITTLE, wayne	Interior Grasslands Cycling Club	canada	BC	Ashcroft	45-49	47	Men	BC097327	 CAN19690414	28:23	0'22"	20.26	28:23
3	26	NORTHEY, Alexander	Escape Velocity pb Fortius		British Columbia	Vancouver	45-49	47	Men	BC090567		29:52	1'51"	19.25	29:52
4	33	YOUNG, Andrew				Harvie Heights	45-49	48	Men	TEMP		30:39	2'38"	18.76	30:39
5	32	MITTELHOLZER, Alejandro	AYM Bikes	Can	BC	Abbotsford	45-49	47	Men	TEMP	 CAN19690302	30:51	2'50"	18.64	30:51
6	36	MITCHELL, Gary		Canada	British Columbia	Delta	45-49	49	Men	BC097482	 CAN19670404	35:24	7'23"	16.24	35:24
DNS	22	VAN DER SLAGT, Graham	Glotman Simpson Cycling	CANADA	British Columbia	Vancouver	45-49	45	Men	BC007006	 CAN19710803				
DNS	23	AULD, Ian				Calgary	45-49	45	Men	TEMP		"		"	
DNS	27	DE CICCIO, Gerardo				Surrey	45-49	47	Men	TEMP		"		"	
DNS	35	ATTWELL, Andrew	Pro City Racing	CANADA	British Columbia	Victoria	45-49	48	Men	BC093620	 CAN19680720	"		"	
DNS	37	KOBZAR, peter				North Vancouver	45-49	49	Men	TEMP		"		"	

American Masters Games 2016-Hill Climb

August 29, 2016

50-54 (Men)

9.58 km, winner: 29:09 - 19.72 km/h

Pos	Bib	Name	Team	Nat.	StateProv	City	Category	Age	Gender	License	UCI Code	Time	Gap	km/h	Lap 1
1	45	ARMSTRONG, William		CANADA	BC	Kamloops	50-54	51	Men	BC006264	 CAN19651011	29:09	0'00"	19.72	29:09
2	54	CATHCART, Jaime		CANADA	BC	Richmond	50-54	53	Men	BC002796	 CAN19631030	"	"	"	29:09
3	52	TUOVINEN, Andrew	SpeedTheory.ca	CANADA	BC	Vancouver	50-54	53	Men	BC006551	 CAN19630307	32:14	3'05"	17.84	32:14
4	41	HUENEMANN, Geoff		CANADA	BC	Vancouver	50-54	51	Men	BC007336	 CAN19650425	34:34	5'25"	16.63	34:35
5	42	MCAULEY, Steven				Vancouver	50-54	51	Men	TEMP		36:27	7'18"	15.77	36:27
6	40	FALKOWSKY, graeme		canada	British Columbia	Vancouver	50-54	50	Men	BC004159	 CAN19660701	36:52	7'43"	15.59	36:53
7	49	BOREEN, Sheldon	Daryl Evans Racing	CANADA	BC	Delta	50-54	52	Men	BC000441	 CAN19641212	37:19	8'10"	15.41	37:19
8	61	FERRIS, Tim				Spruce Grove	50-54	54	Men	TEMP		41:23	12'14"	13.89	41:23
9	53	SHMOORKOFF, Jeff				Edmonton	50-54	53	Men	TEMP		43:49	14'40"	13.12	43:49
10	51	SIKHAKHANE, Arnold		Canada		Surrey	50-54	53	Men	TEMP	 CAN19630201	58:38	29'29"	9.81	58:38
DNS	39	PELLETIER, Michel	Vancouver Velo Vets Cycling Club	CANADA	British Columbia	Vancouver	50-54	50	Men	BC007107	 CAN19661119				
DNS	43	CAMERON, Robert		CANADA	BC	Saanich	50-54	51	Men	BC003019	 CAN19650326				
DNS	56	ELEITER, Glenn				Vancouver	50-54	53	Men	TEMP					
DNS	58	DESROCHES, Jim	Glottman Simpson Cycling	CANADA	British Columbia	Kitsilano	50-54	54	Men	BC004492	 CAN19620504				
DNS	59	HAGENSEN, Doug		canada		Bellingham	50-54	54	Men	TEMP	 CAN19620314				
DNS	60	INGRAM, Ken		CANADA	BC	North Vancouver	50-54	54	Men	BC007297	 CAN19621231				
DNS	141	MORREY, Rick		CANADA			50-54	52	Men	TEMP	 CAN19641129				

American Masters Games 2016-Hill Climb

August 29, 2016

55-59 (Men)

9.58 km, winner: 29:58 - 19.19 km/h

Pos	Bib	Name	Team	Nat.	StateProv	City	Category	Age	Gender	License	UCICode	Time	Gap	km/h	Lap 1
1	86	MARSH, Brian		CANADA	BC	Castlegar	55-59	59	Men	BC090165	CAN19570225	29:58	0'00"	19.19	29:58
2	63	WAKELIN, Tony	IRC p/b Robert Cameron Law	CANADA	British Columbia	Victoria	55-59	55	Men	BC003259	CAN19610622	30:01	0'03"	19.15	30:02
3	67	TAYLOR, Paul	Island Racing Club p/b Robert Cameron Law	CANADA	British Columbia	Victoria	55-59	55	Men	BC090464	CAN19610410	"	"	"	30:02
4	72	BEIRNE, David				Tucson	55-59	56	Men	TEMP		"	"	"	30:02
5	62	ORR, Sheldon		CANADA	BC	Surrey	55-59	55	Men	BC003705	CAN19610519	30:05	0'07"	19.11	30:05
6	88	BRENNAN, Barry	Mighty Cycling	CANADA	British Columbia	Vancouver	55-59	59	Men	BC006314	CAN19570123	33:41	3'43"	17.07	33:41
7	73	HAWBOLDT, Robert				Saskatoon	55-59	56	Men	TEMP		35:54	5'56"	16.01	35:55
8	83	ALLINA, Michael				New Westminser	55-59	58	Men	TEMP		37:12	7'14"	15.46	37:12
9	78	WASILIEW, Wayne				North Vancouver	55-59	57	Men	TEMP		38:19	8'21"	15.00	38:20
10	87	LAMB, Andy				Red Deer	55-59	59	Men	TEMP		40:23	10'25"	14.24	40:23
11	82	CECCON, Allan		Canada		Castlegar	55-59	58	Men	TEMP	CAN19581201	41:14	11'16"	13.94	41:14
12	89	JOHNSTON, David		canada		Calgary	55-59	59	Men	TEMP	CAN19570409	42:05	12'07"	13.66	42:05
13	68	LANGE, Torsten				Frankfurt	55-59	55	Men	TEMP		44:26	14'28"	12.94	44:27
DNS	70	TSEDENDAMBA, Ganbold				Mill Creek	55-59	56	Men	TEMP		"	"	"	"
DNS	71	RUSTON, Howard				Corman Park	55-59	56	Men	TEMP		"	"	"	"
DNS	76	GEORGE, Andy			British Columbia	Surrey	55-59	57	Men	BC008820		"	"	"	"
DNS	81	DUNNISON, David	Musette Racing	CANADA	British Columbia	Surrey	55-59	58	Men	BC091395	CAN19581008	"	"	"	"
DNS	84	WEBB, Dave		canada		Surrey	55-59	58	Men	TEMP	CAN19580613	"	"	"	"
DNS	85	BIEBER, Allan				Spring Hill	55-59	58	Men	TEMP		"	"	"	"
DNS	90	PALLONE, Greg		CANADA	BC	West Vancouver	55-59	59	Men	BC000156	CAN19570128	"	"	"	"

American Masters Games 2016-Hill Climb

August 29, 2016

Wave F (Women)

9.58 km, winner: 34:56 - 16.46 km/h

Pos	Bib	Name	Team	Nat.	StateProv	City	Category	Age	Gender	License	UCI Code	Time	Gap	km/h	Lap 1
1	322	WELLER, JANE	Atomic Racing	CANADA	British Columbia	North Vancouver	60-64	60	Women	BC007516	 CAN19560405	34:56	0'00"	16.46	34:57
2	325	STEDMAN, Martha				Tucson	60-64	63	Women	TEMP		35:23	0'27"	16.25	35:24
3	321	MORRIS, Barbara		CANADA	British Columbia	Vancouver	60-64	60	Women	BC090742	 CAN19560818	35:44	0'48"	16.09	35:44
4	320	TITUS, Dawn				Whistler	55-59	58	Women	TEMP		36:06	1'10"	15.92	36:07
5	318	GREY, Lisa				Harvie Heights	55-59	57	Women	TEMP		37:51	2'55"	15.19	37:51
6	313	DRINNAN, Sue		Canada		North Vancouver	55-59	55	Women	TEMP	 CAN19610718	38:42	3'46"	14.86	38:42
7	312	STEELE, Cheryl				Vancouver	50-54	53	Women	TEMP		39:40	4'44"	14.49	39:41
8	316	TROUT, Marilyn				Colorado Springs	55-59	56	Women	TEMP		41:08	6'12"	13.98	41:08
9	329	DAVIES, Barbara	Jubilee Racing	Canada	BC	Burnaby	65-69	68	Women	BC007010	 CAN19481119	42:14	7'18"	13.62	42:14
10	323	CONEY, Ingrid				Ottawa	60-64	61	Women	TEMP		42:38	7'42"	13.49	42:38
11	317	BONGA, Anna		CANADA	British Columbia	Burnaby	55-59	56	Women	BC000549	 CAN19600722	45:36	10'40"	12.61	45:36
12	327	MITCHELL, Sharon		CANADA	BC	Abbotsford	65-69	67	Women	BC007594	 CAN19490211	47:13	12'17"	12.18	47:13
13	324	MCNAMARA, Catherine				Santa Monica	60-64	61	Women	TEMP		49:15	14'19"	11.67	49:15
14	330	SPIRES, Sally				West Vancouver	70-74	70	Women	TEMP		49:21	14'25"	11.65	49:22
15	311	GAZLEY, Jan		canada		Richmond	50-54	51	Women	TEMP	 CAN19650903	55:31	20'35"	10.36	55:31
16	319	WEBB, Rozemary				Surrey	55-59	58	Women	TEMP		1:07:16	32'20"	8.55	1:07:16
DNS	315	KORNUTIAK, Terry	Vancouver Velo Vets Cycling Club	CANADA	British Columbia	Vancouver	55-59	56	Women	BC000716	 CAN19600522				

American Masters Games 2016-Hill Climb

August 29, 2016

50-54 (Women)

9.58 km, winner: -10:20 - 14.49 km/h

Pos	Bib	Name	Team	Nat.	StateProv	City	Category	Age	Gender	License	UCI Code	Time	Gap	km/h	Lap 1
1	312	STEELE, Cheryl				Vancouver	50-54	53	Women	TEMP		39:40		14.49	39:41
2	311	GAZLEY, Jan		canada		Richmond	50-54	51	Women	TEMP	 CAN19650903	55:31	15'51"	10.36	55:31

American Masters Games 2016-Hill Climb

August 29, 2016

55-59 (Women)

9.58 km, winner: -13:54 - 15.92 km/h

Pos	Bib	Name	Team	Nat.	StateProv	City	Category	Age	Gender	License	UCIcode	Time	Gap	km/h	Lap 1
1	320	TITUS, Dawn				Whistler	55-59	58	Women	TEMP		36:06		15.92	36:07
2	318	GREY, Lisa				Harvie Heights	55-59	57	Women	TEMP		37:51	1'45"	15.19	37:51
3	313	DRINNAN, Sue		Canada		North Vancouver	55-59	55	Women	TEMP	 CAN19610718	38:42	2'36"	14.86	38:42
4	316	TROUT, Marilyn				Colorado Springs	55-59	56	Women	TEMP		41:08	5'02"	13.98	41:08
5	317	BONGA, Anna		CANADA	British Columbia	Burnaby	55-59	56	Women	BC000549	 CAN19600722	45:36	9'30"	12.61	45:36
6	319	WEBB, Rozemary				Surrey	55-59	58	Women	TEMP		1:07:16	31'10"	8.55	1:07:16
DNS	315	KORNUTIAK, Terry	Vancouver Velo Vets Cycling Club	CANADA	British Columbia	Vancouver	55-59	56	Women	BC000716	 CAN19600522				

American Masters Games 2016-Hill Climb

August 29, 2016

60-64 (Women)

9.58 km, winner: -15:04 - 16.46 km/h



Pos	Bib	Name	Team	Nat.	StateProv	City	Category	Age	Gender	License	UCI Code	Time	Gap	km/h	Lap 1
1	322	WELLER, JANE	Atomic Racing	CANADA	British Columbia	North Vancouver	60-64	60	Women	BC007516	 CAN19560405	34:56		16.46	34:57
2	325	STEDMAN, Martha				Tucson	60-64	63	Women	TEMP		35:23	0'27"	16.25	35:24
3	321	MORRIS, Barbara		CANADA	British Columbia	Vancouver	60-64	60	Women	BC090742	 CAN19560818	35:44	0'48"	16.09	35:44
4	323	CONEY, Ingrid				Ottawa	60-64	61	Women	TEMP		42:38	7'42"	13.49	42:38
5	324	MCNAMARA, Catherine				Santa Monica	60-64	61	Women	TEMP		49:15	14'19"	11.67	49:15

American Masters Games 2016-Hill Climb

August 29, 2016

65-69 (Women)

9.58 km, winner: -07:46 - 13.62 km/h

Pos	Bib	Name	Team	Nat.	StateProv	City	Category	Age	Gender	License	UCI Code	Time	Gap	km/h	Lap 1
1	329	DAVIES, Barbara	Jubilee Racing	Canada	BC	Burnaby	65-69	68	Women	BC007010	 CAN19481119	42:14		13.62	42:14
2	327	MITCHELL, Sharon		CANADA	BC	Abbotsford	65-69	67	Women	BC007594	 CAN19490211	47:13	4'59"	12.18	47:13

American Masters Games 2016-Hill Climb

August 29, 2016

70-74 (Women)

9.58 km, winner: -00:39 - 11.65 km/h

Pos	Bib	Name	Team	Nat.	StateProv	City	Category	Age	Gender	License	UCI Code	Time	Gap	km/h	Lap 1
1	330	SPIRES, Sally				West Vancouver	70-74	70	Women	TEMP		49:21		11.65	49:22

American Masters Games 2016-Hill Climb

August 29, 2016

60-64 (Men)

9.58 km, winner: 29:56 - 19.21 km/h

Pos	Bib	Name	Team	Nat.	StateProv	City	Category	Age	Gender	License	UCI Code	Time	Gap	km/h	Lap 1
1	93	BUYS, francis	Glotman Simpson Cycling	CANADA	British Columbia	North Vancouver	60-64	60	Men	BC090848	CAN19560527	29:56	0'00"	19.21	29:56
2	94	LANG, Robert	No team	CANADA	British Columbia	Delta	60-64	60	Men	BC000787	CAN19560614	32:02	2'06"	17.95	32:02
3	97	SIMPSON, Bob				Quesnel	60-64	60	Men	TEMP		32:04	2'08"	17.93	32:05
4	100	HAGEN, Mike		Canada	British Columbia	Burnaby	60-64	60	Men	BC008442	CAN19560428	"	"	"	32:05
5	114	HOLLANDS, Terry				Winnipeg	60-64	64	Men	TEMP		32:17	2'21"	17.81	32:18
6	99	GARLEPP, Zman				Van.	60-64	60	Men	TEMP		36:59	7'03"	15.54	37:00
7	96	FEDERICO, Enzo				Squamish	60-64	60	Men	TEMP		37:38	7'42"	15.28	37:38
8	112	ADAMS, Michael		CANADA	BC	Nelson	60-64	63	Men	BC002489	CAN19530401	39:57	10'01"	14.39	39:58
9	95	OLEINYK, Carl				Edmonton	60-64	60	Men	TEMP		40:27	10'31"	14.21	40:28
10	111	PETERSON, Clayton				Kamloops	60-64	63	Men	TEMP		47:03	17'07"	12.22	47:04
11	108	GONZALEZ, Alexander				Calle Japon	60-64	61	Men	TEMP		48:16	18'20"	11.91	48:16
DNS	102	CAMERON, Chris	Mid Island Velo Association	CANADA	British Columbia	Lantzville	60-64	60	Men	BC008228	CAN19561027				
DNS	103	VAN DOORN, Frank				Cremona	60-64	60	Men	TEMP		"	"	"	"
DNS	104	ALLEN, Michael				Vancouver	60-64	61	Men	TEMP		"	"	"	"
DNS	105	CRETNEY, Ken				Vancouver	60-64	61	Men	TEMP		"	"	"	"
DNS	106	MACDOUGALL, Wayne				Vancouver	60-64	61	Men	TEMP		"	"	"	"
DNS	109	SAWATZKY, Brian				Saskatoon	60-64	62	Men	TEMP		"	"	"	"
DNS	110	NESTERSKI, Michael		CANADA	British Columbia	Blue River	60-64	62	Men	BC000474	CAN19540324	"	"	"	"

American Masters Games 2016-Hill Climb

August 29, 2016

65-69 (Men)

9.58 km, winner: 33:09 - 17.34 km/h



Pos	Bib	Name	Team	Nat.	StateProv	City	Category	Age	Gender	License	UCI Code	Time	Gap	km/h	Lap 1
1	124	WARNOCK, John		CANADA	British Columbia	Vancouver	65-69	67	Men	BC092039	 CAN19491108	33:09	0'00"	17.34	33:09
2	123	BURKE, Clive				Edmonton	65-69	67	Men	TEMP		38:40	5'31"	14.87	38:41
3	119	FEENSTRA, Ted	Glotman Simpson Cycling		British Columbia	Vancouver	65-69	66	Men	BC007172		"	"	"	38:41
4	125	BOSMAN, Herman		CANADA	BC	Burnaby	65-69	68	Men	BC007174	 CAN19480610	38:59	5'50"	14.75	38:59
5	126	MITCHELL, Paul				Vancouver	65-69	68	Men	TEMP		39:26	6'17"	14.58	39:26
6	130	CROSS, Don		canada		Edmonton	65-69	69	Men	TEMP	 CAN19471109	45:32	12'23"	12.63	45:33
DNS	118	GALLAGHER, Robert		CANADA	BC	Vancouver	65-69	65	Men	BC001642	 CAN19510225				
DNS	122	MORRISON, Raymond		CANADA	BC	Kelowna	65-69	67	Men	BC000242	 CAN19490512	"	"	"	"

American Masters Games 2016-Hill Climb

August 29, 2016

Wave I (Men)

9.58 km, winner: 43:58 - 13.08 km/h


Pos	Bib	Name	Team	Nat.	StateProv	City	Category	Age	Gender	License	UCI Code	Time	Gap	km/h	Lap 1
1	133	D'ARCY, Thomas	Escape Velocity pb Fortius	CANADA	BC	Vancouver	70-74	71	Men	BC091070	 CAN19451110	43:58	0'00"	13.08	43:58
2	134	DUFFICY, Anthony				Kamloops	70-74	71	Men	TEMP		47:25	3'27"	12.12	47:26
3	136	LUKICH, Michael				Santa Monica	75-79	76	Men	TEMP		47:48	3'50"	12.03	47:49
4	138	NICHOLLS, Richard				Delta	80+	80	Men	TEMP		52:15	8'17"	11.00	52:16
5	137	EVANS, Andy				Surrey	75-79	78	Men	TEMP		52:37	8'39"	10.93	52:37
6	132	ACHESON, Daniel				Edmonton	70-74	70	Men	TEMP		53:01	9'03"	10.84	53:02
DNS	131	NOONAN, James		canada		Vancouver	70-74	70	Men	TEMP	 CAN19460627				

American Masters Games 2016-Hill Climb

August 29, 2016

70-74 (Men)

9.58 km, winner: -36:02 - 13.08 km/h

Pos	Bib	Name	Team	Nat.	StateProv	City	Category	Age	Gender	License	UCI Code	Time	Gap	km/h	Lap 1
1	133	D'ARCY, Thomas	Escape Velocity pb Fortius	CANADA	BC	Vancouver	70-74	71	Men	BC091070	 CAN19451110	43:58		13.08	43:58
2	134	DUFFICY, Anthony				Kamloops	70-74	71	Men	TEMP		47:25	3'27"	12.12	47:26
3	132	ACHESON, Daniel				Edmonton	70-74	70	Men	TEMP		53:01	9'03"	10.84	53:02
DNS	131	NOONAN, James		canada		Vancouver	70-74	70	Men	TEMP	 CAN19460627				

American Masters Games 2016-Hill Climb

August 29, 2016

75-79 (Men)

9.58 km, winner: -32:12 - 12.03 km/h

Pos	Bib	Name	Team	Nat.	StateProv	City	Category	Age	Gender	License	UCI Code	Time	Gap	km/h	Lap 1
1	136	LUKICH, Michael				Santa Monica	75-79	76	Men	TEMP		47:48		12.03	47:49
2	137	EVANS, Andy				Surrey	75-79	78	Men	TEMP		52:37	4'49"	10.93	52:37

American Masters Games 2016-Hill Climb

August 29, 2016

80+ (Men)

9.58 km, winner: -27:45 - 11.00 km/h

Pos	Bib	Name	Team	Nat.	StateProv	City	Category	Age	Gender	License	UCI Code	Time	Gap	km/h	Lap 1
1	138	NICHOLLS, Richard				Delta	80+	80	Men	TEMP		52:15		11.00	52:16